

USITT & ASTC Renovation Challenge

EXISTING CAMPUS

DWG BY	ELLIOT M
DATE	12/20/20
SCALE	3/32" = 1' 0"
FSU ADVISOR	JIM LILE
ASTC MENTOR	CHRISTOPHER SPRAGUE

000

In their 73rd season, the FSU Flying High Circus is a 187' by 117', 1300-seat, three-ring circus tent located on the Main Campus of Florida State University in Tallahassee, Florida. Directly adjacent to the main tent is a 18m by 9m auxiliary tent currently used as the concession and lobby area. Also on site is a 84' by 51' metal wall building containing offices, storage, and training spaces.

Each academic year, the Flying High Circus produces 70-80 shows coordinated by 5 full-time faculty and produced by a student cast of over 150 performers/technicians.

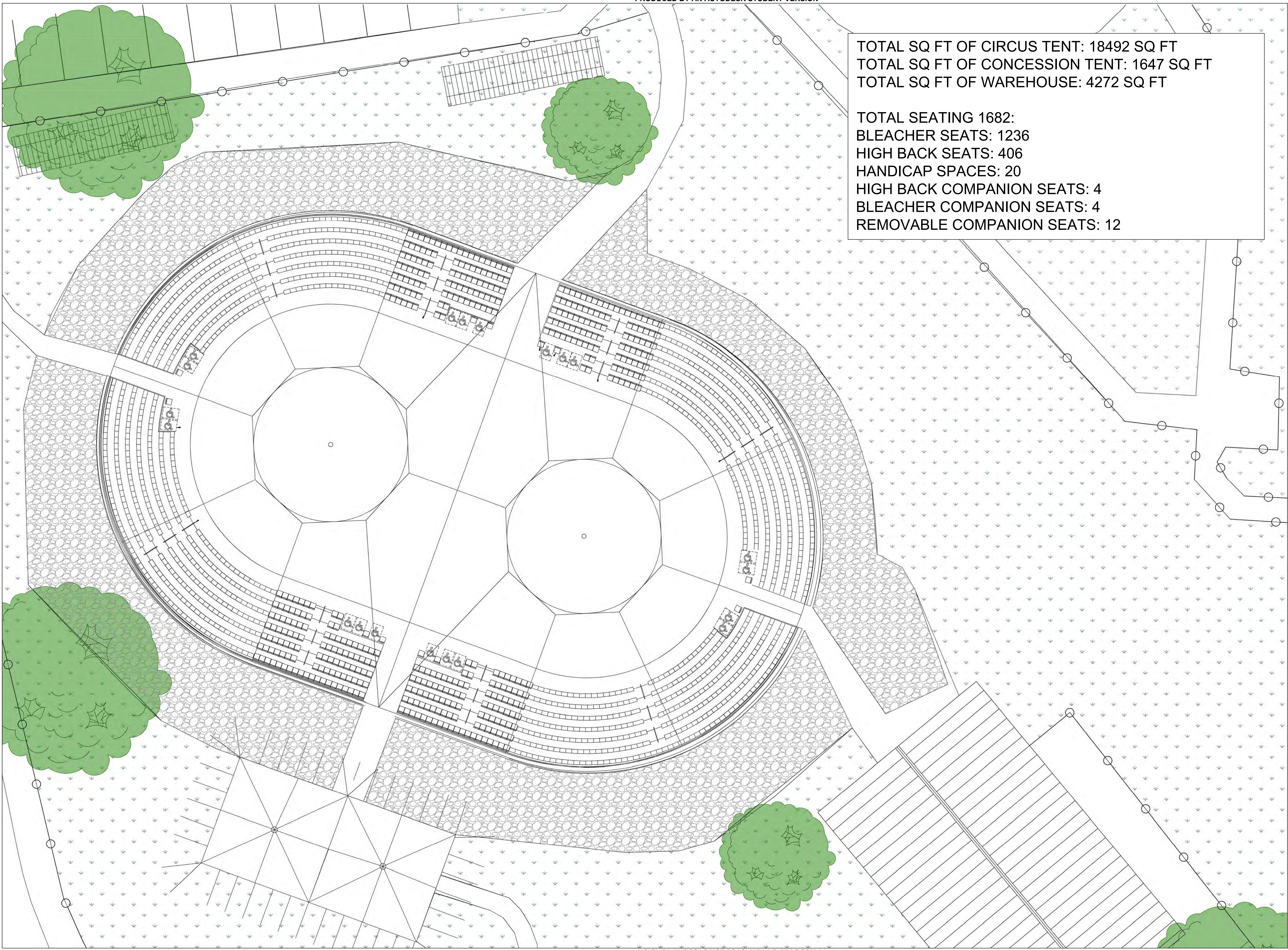
Both tents on site are temporary structures and therefore must be taken down each year according to law. As part of one of the program's main philosophies to educate the performers in all aspects of the production, the students work as the crew to set up and tear down the tent each year in a week-long process.

TABLE OF CONTENTS:

- 000 SERIES- EXISTING CAMPUS
- 100 SERIES- *RENOVATION* MAIN CIRCUS
- 200 SERIES- *NEW* CONCESSIONS AND ENTRANCEWAY
- 300 SERIES- *NEW* DRESSING ROOMS
- 400 SERIES- *RENOVATION* FENCE
- 500 SERIES- *RENOVATION* WAREHOUSE
- 600 SERIES- *NEW* AC UNITS

CALLOUTS:

- A - MAIN TENT
- B - CURRENT CONCESSIONS TENT
- F - CURRENT CHAINLINK FENCE
- G - CURRENT WAREHOUSE
- I - MEMORIAL SPACE



TOTAL SQ FT OF CIRCUS TENT: 18492 SQ FT
TOTAL SQ FT OF CONCESSION TENT: 1647 SQ FT
TOTAL SQ FT OF WAREHOUSE: 4272 SQ FT

TOTAL SEATING 1682:
BLEACHER SEATS: 1236
HIGH BACK SEATS: 406
HANDICAP SPACES: 20
HIGH BACK COMPANION SEATS: 4
BLEACHER COMPANION SEATS: 4
REMOVABLE COMPANION SEATS: 12

USITT & ASTC Renovation Challenge

EXISTING CAMPUS

DWG BY	ELLIOT M
DATE	12/20/20
SCALE	3/32" = 1' 0"
FSU ADVISOR	JIM LILE
ASTC MENTOR	CHRISTOPHER SPRAGUE

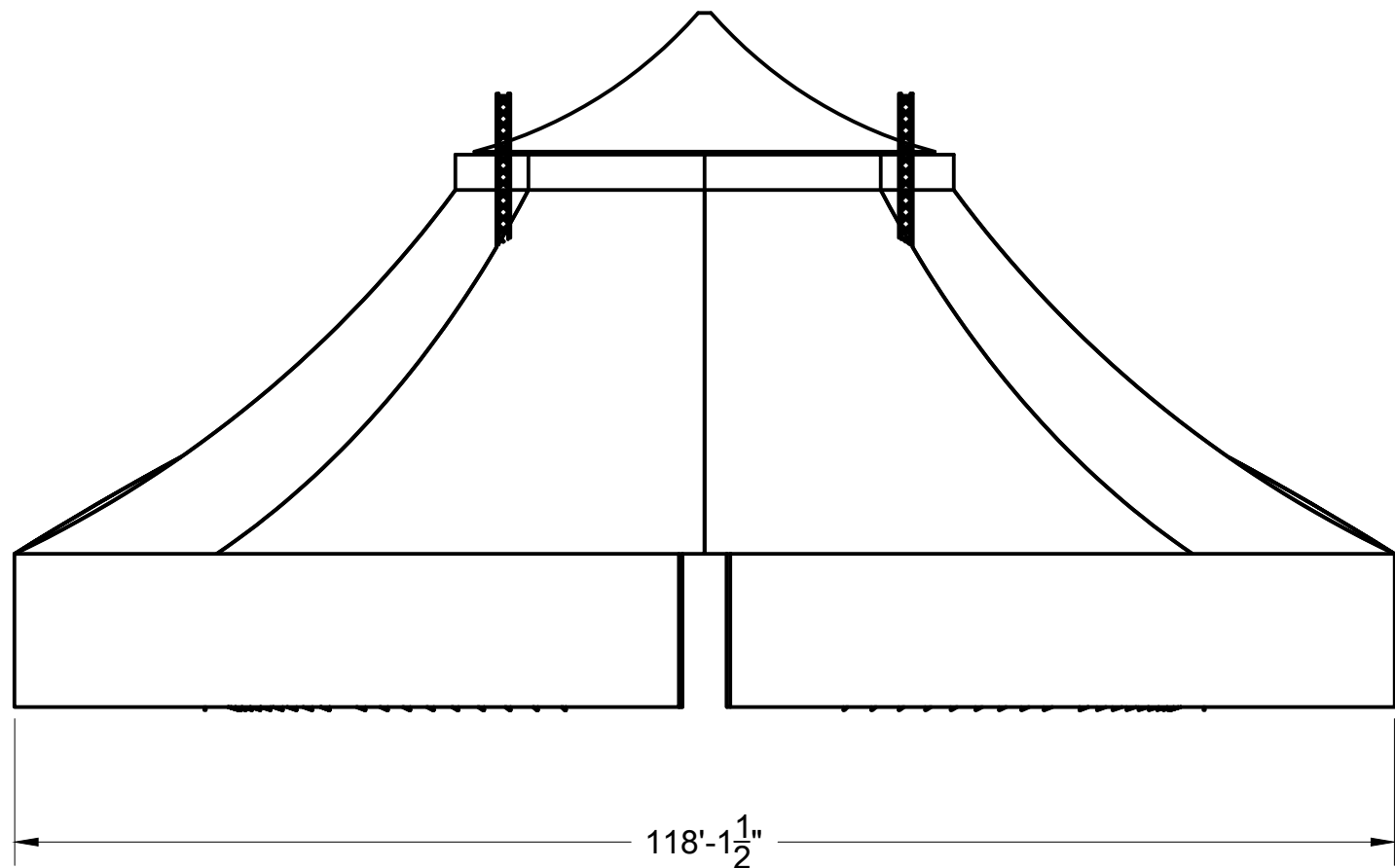
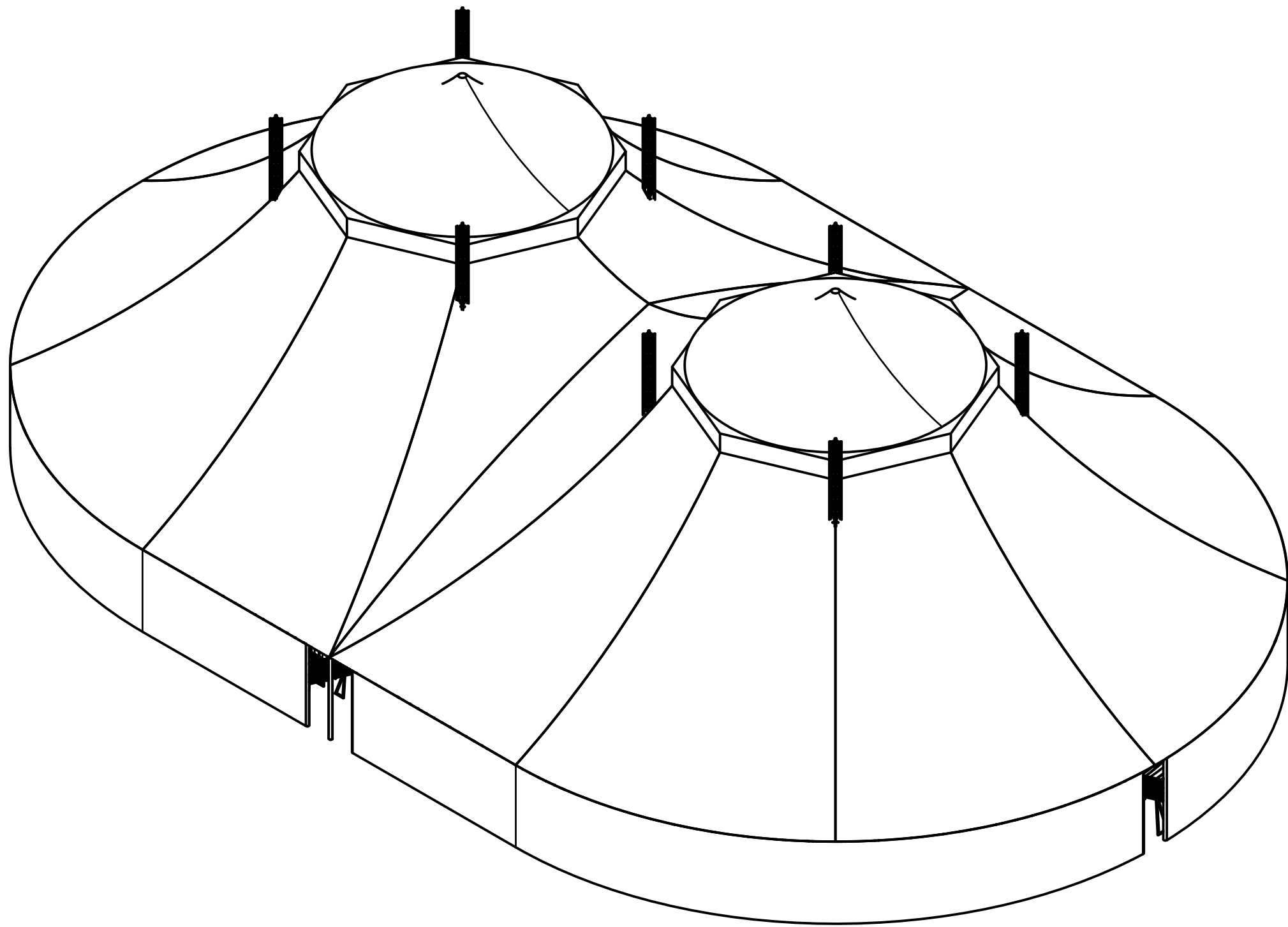
001

USITT & ASTC Renovation Challenge

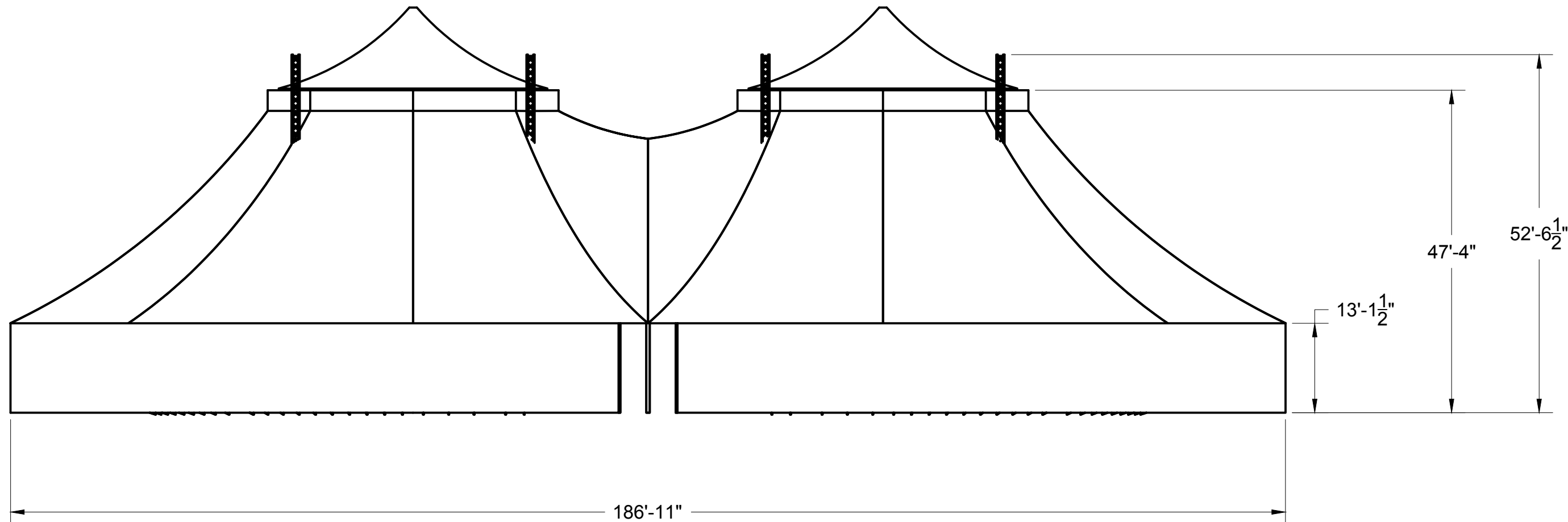
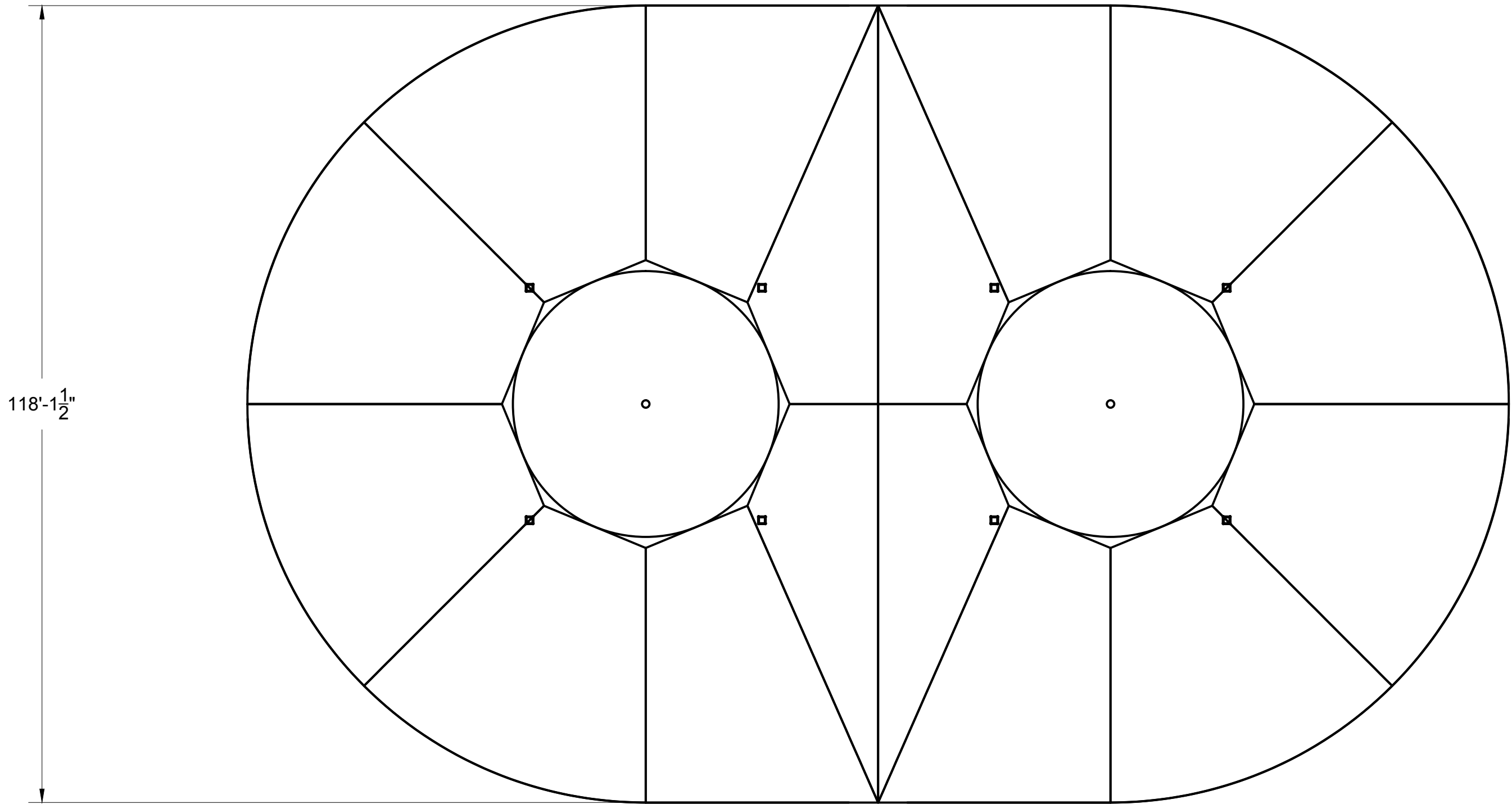
EXISTING CAMPUS

DWG BY	ELLIOT M
DATE	1/27/21
SCALE	1/16" = 1' 0"
FSU ADVISOR	JIM LILE
ASTC MENTOR	CHRISTOPHER SPRAGUE

002



ORTHO
1/16" = 1' 0"



- 1

002
- MAIN CIRCUS TENT

EXISTING CIRCUS TENT WITHOUT ANY RENOVATIONS

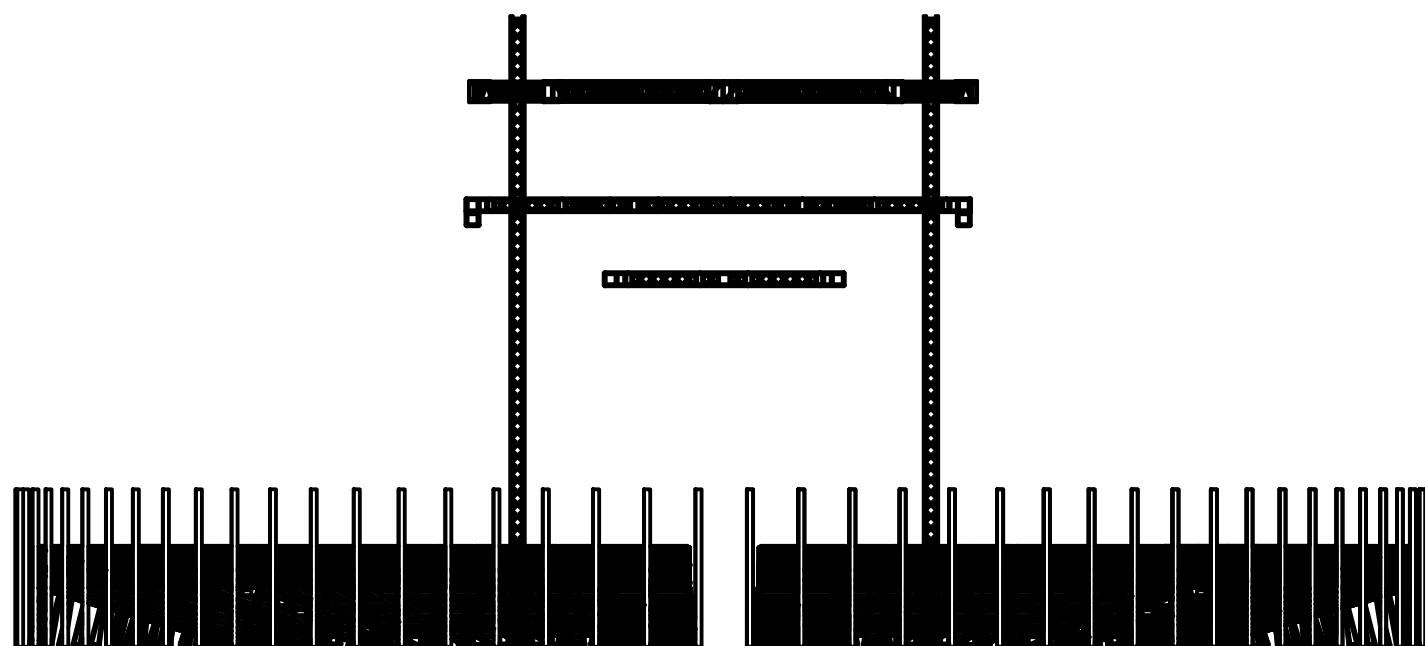
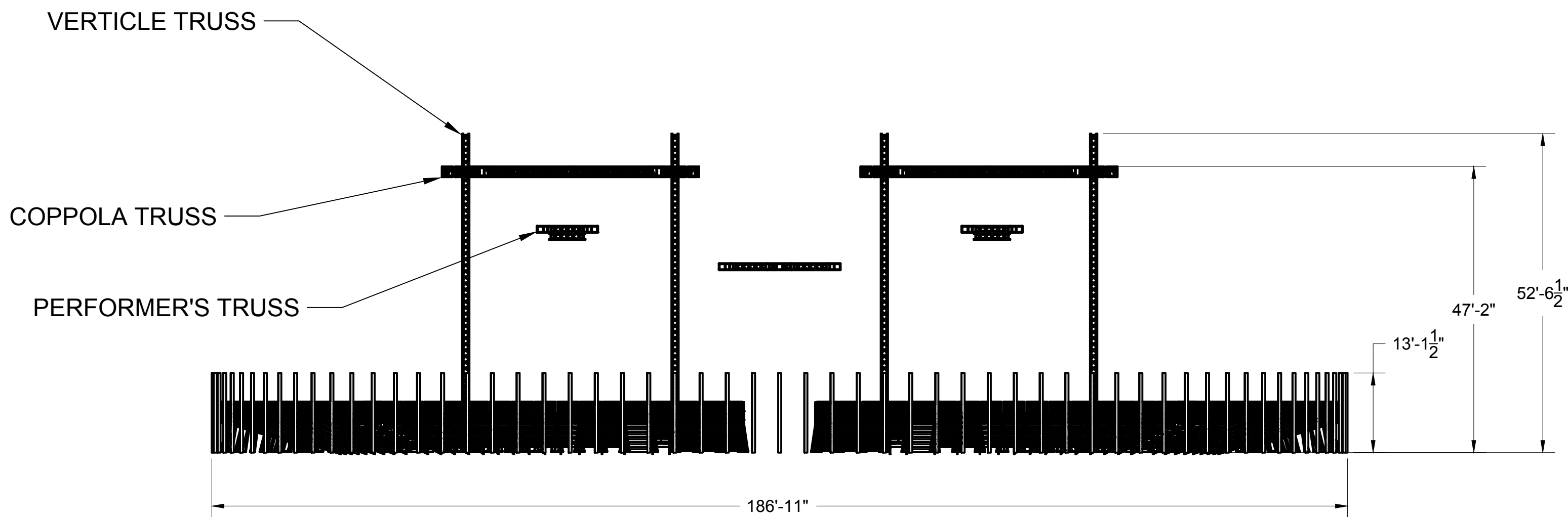
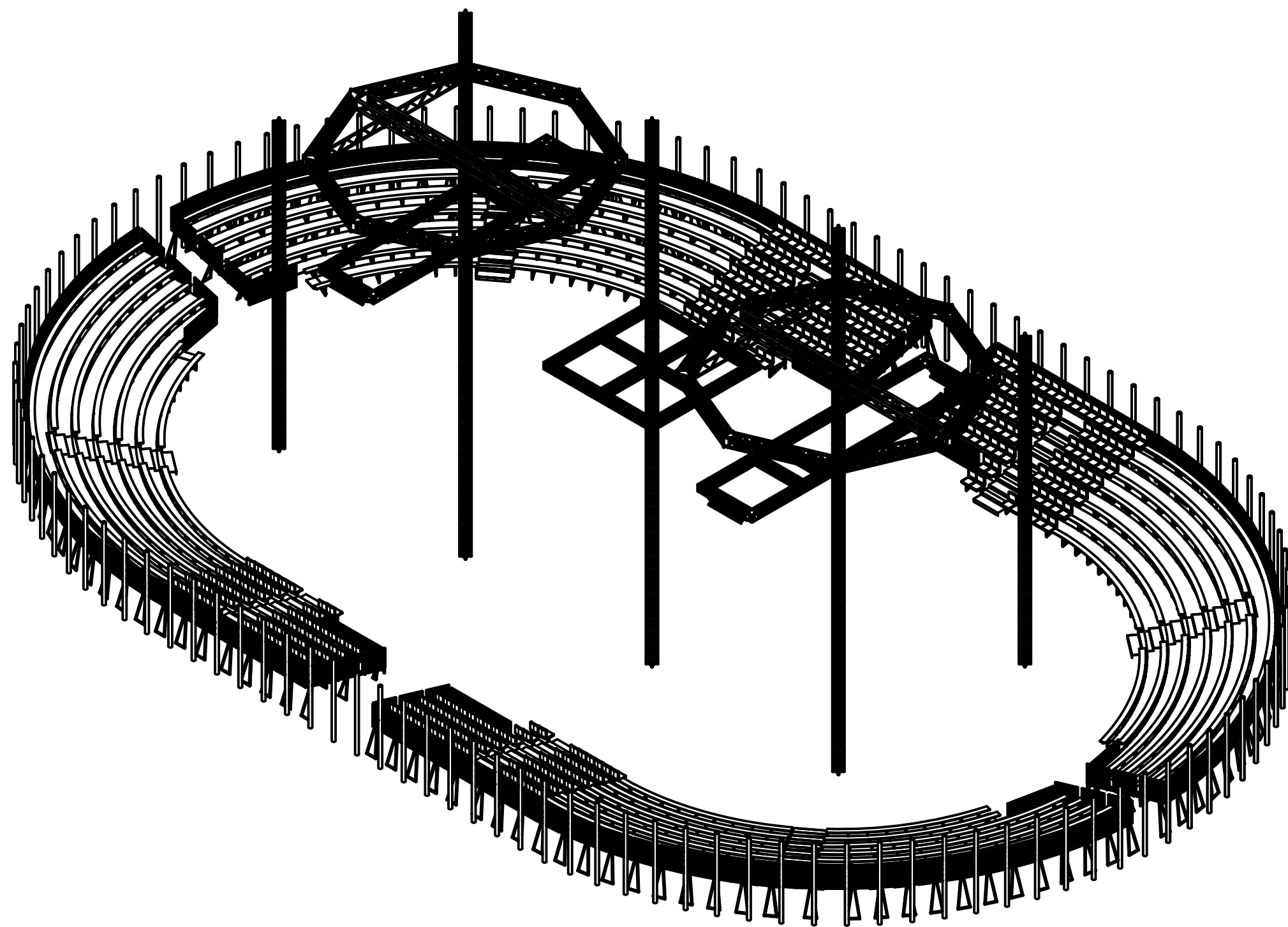
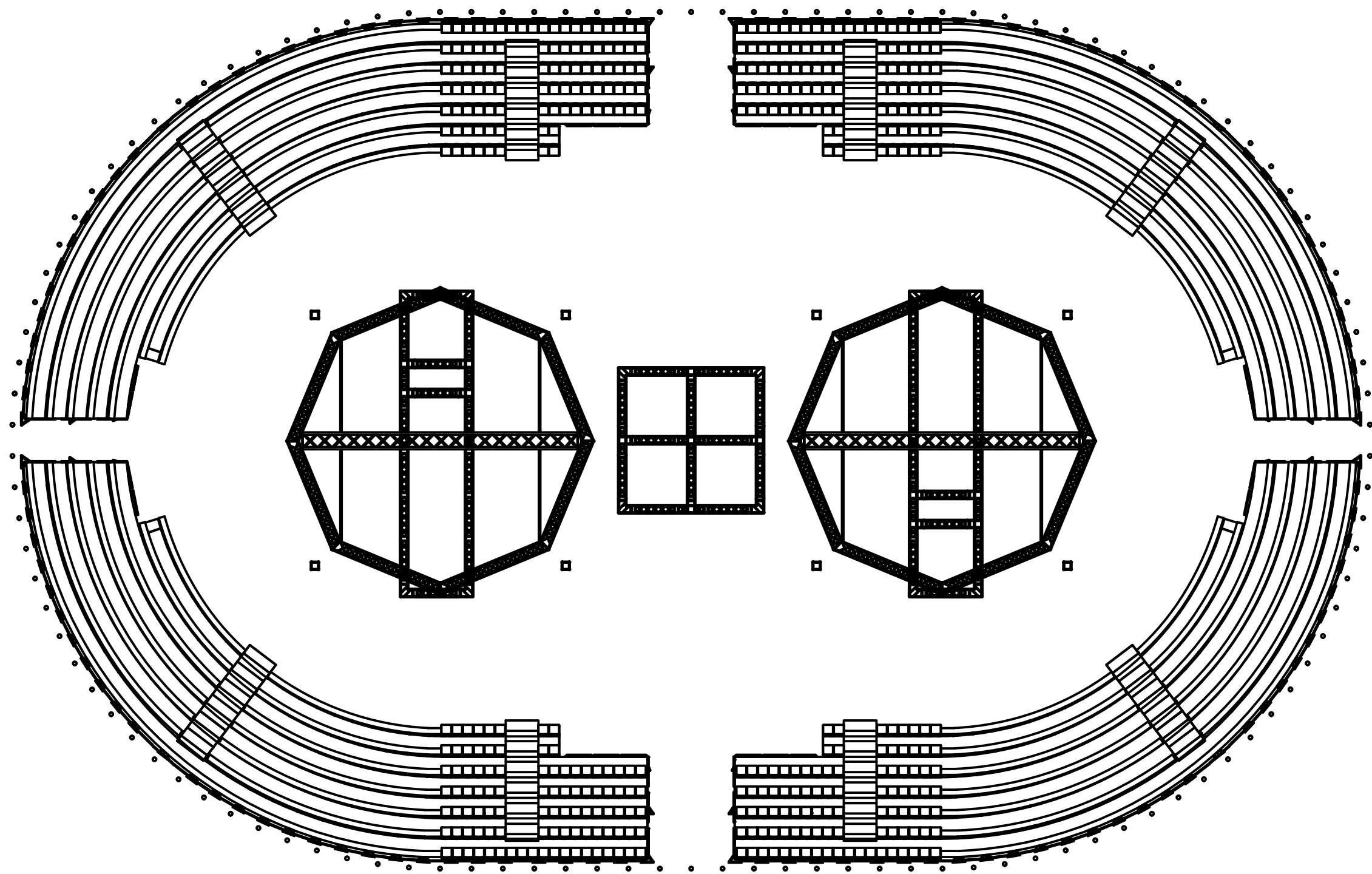
TENT IS BUILD UPON 8 VERTICLE TRUSSES WHICH RAISE THE COPPOLA TRUSS THAT SUPPORTS EVERYTHING. TENT FABRIC IS MADE FROM A FLAME RESISTENT VINYL

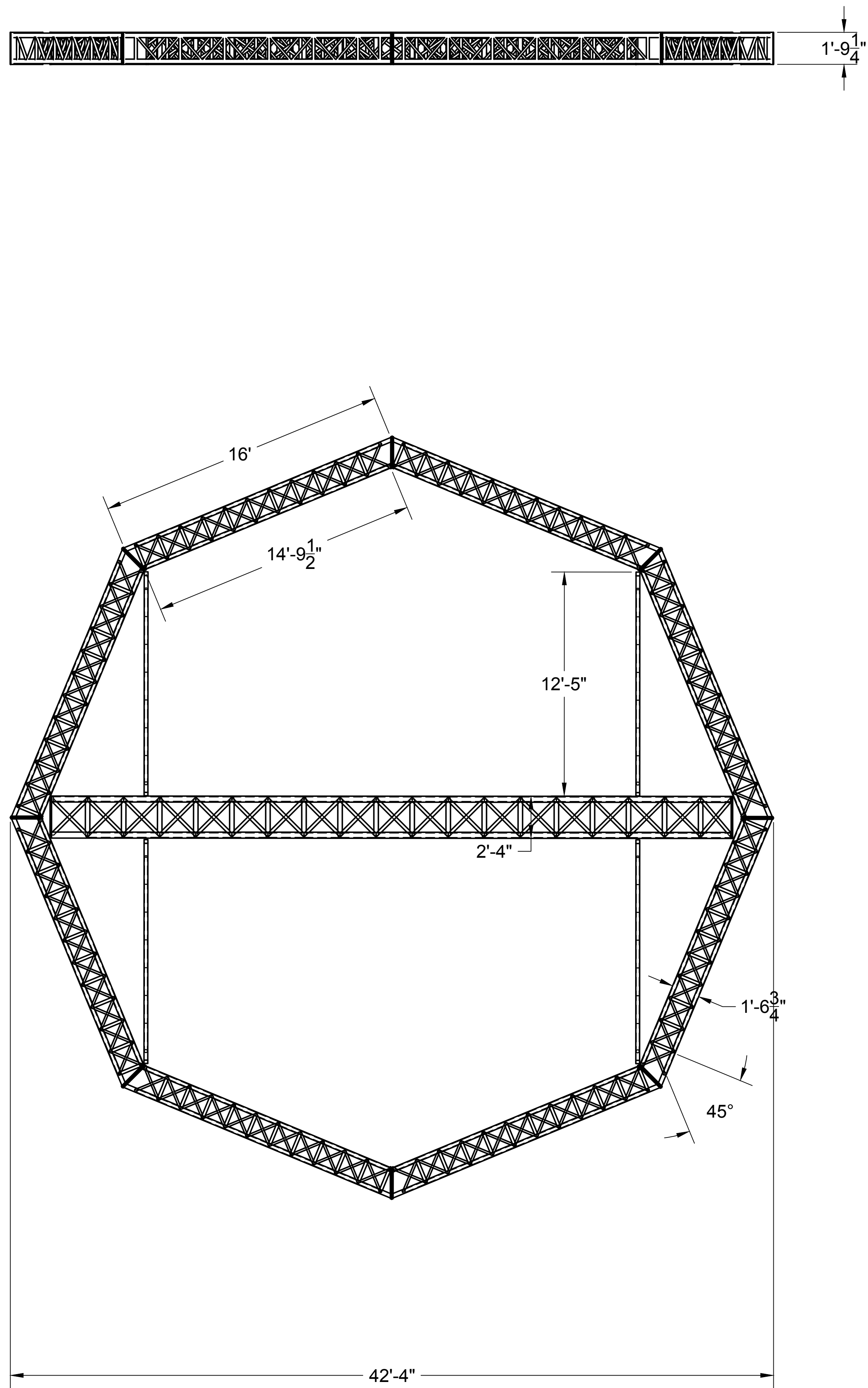
USITT & ASTC Renovation Challenge

MAIN CIRCUS TENT

DWG BY	ELLIOT M
DATE	1/27/21
SCALE	1/16" = 1' 0"
FSU ADVISOR	JIM LILE
ASTC MENTOR	CHRISTOPHER SPRAGUE

003





-The Cippola Truss is at the center of all the main action.
-It supports the center hung truss and it connected to the Vertical supports.
-Lighting instruments and winches can be connected to this truss unit.
-2 identical truss units are used within the tent structure. Primarily used for new Martin ERA 500 Hybrid IP's for optimal effect. These are rated for outdoors.

USITT & ASTC Renovation Challenge

Cippola Truss	
DWG BY	WES SEIDERMAN
DATE	1/26/21
SCALE	1/4" = 1' 0"
FSU ADVISOR	JIM LILE
ASTC MENTOR	CHRISTOPHER SPRAGUE

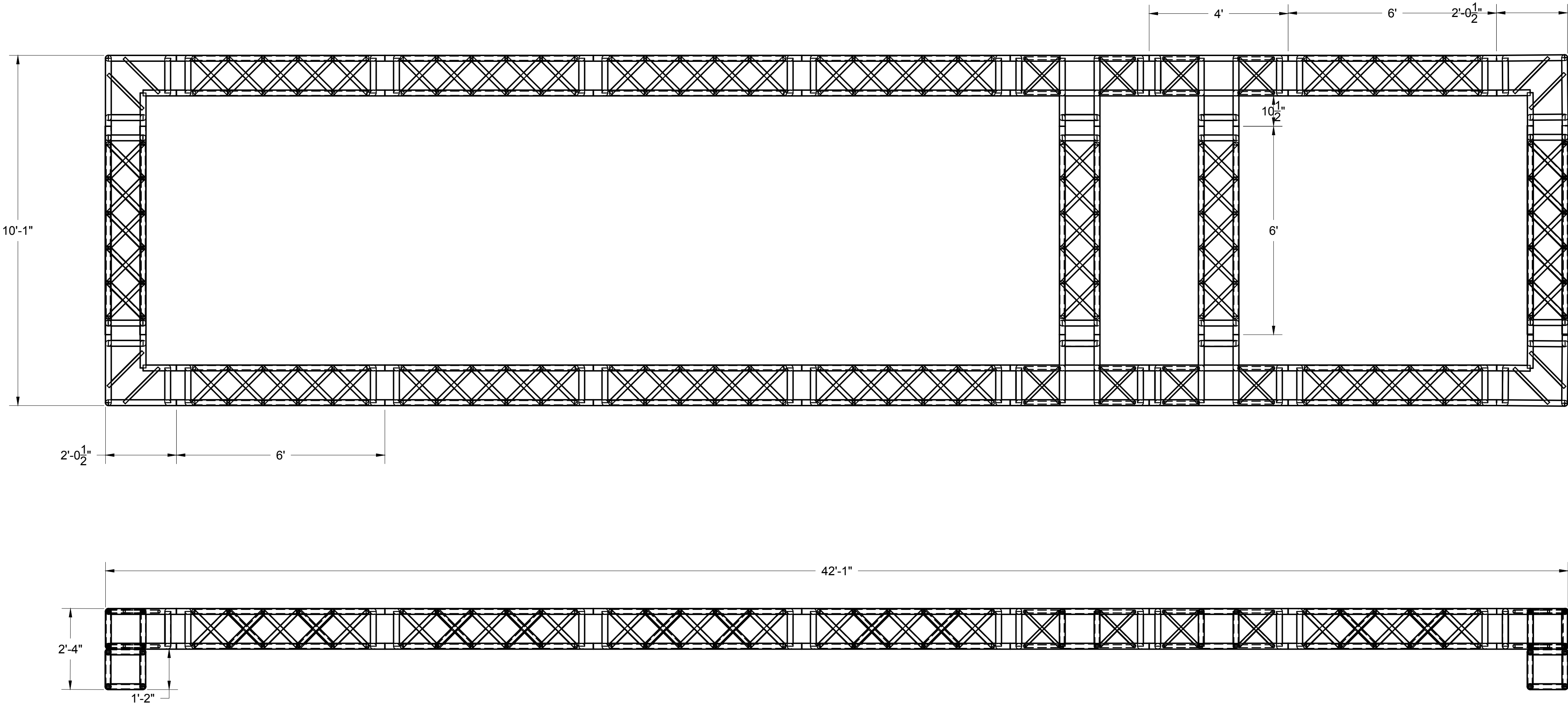
USITT & ASTC
Renovation Challenge

Center Truss Columns

DWG BY	WES SEIDERMAN
DATE	1/31/21
SCALE	1/2"=1'
FSU ADVISOR	JIM LILE
ASTC MENTOR	CHRISTOPHER SPRAGUE

005

- This truss supports Lighting Instruments and winches.
-Primarily used for performance lifting and aerals.
-Suspended from the Coppola truss(702) at center.
-Connected using 6' straight sections, 2'.5" right angle sections, and 4' T-shaped sections.
-Truss to be fabricated off-site.

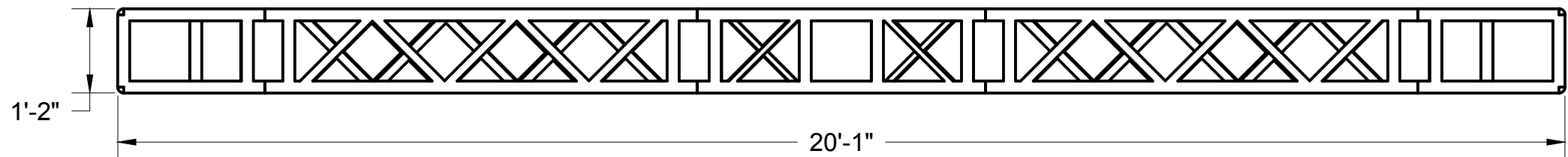


USITT & ASTC Renovation Challenge

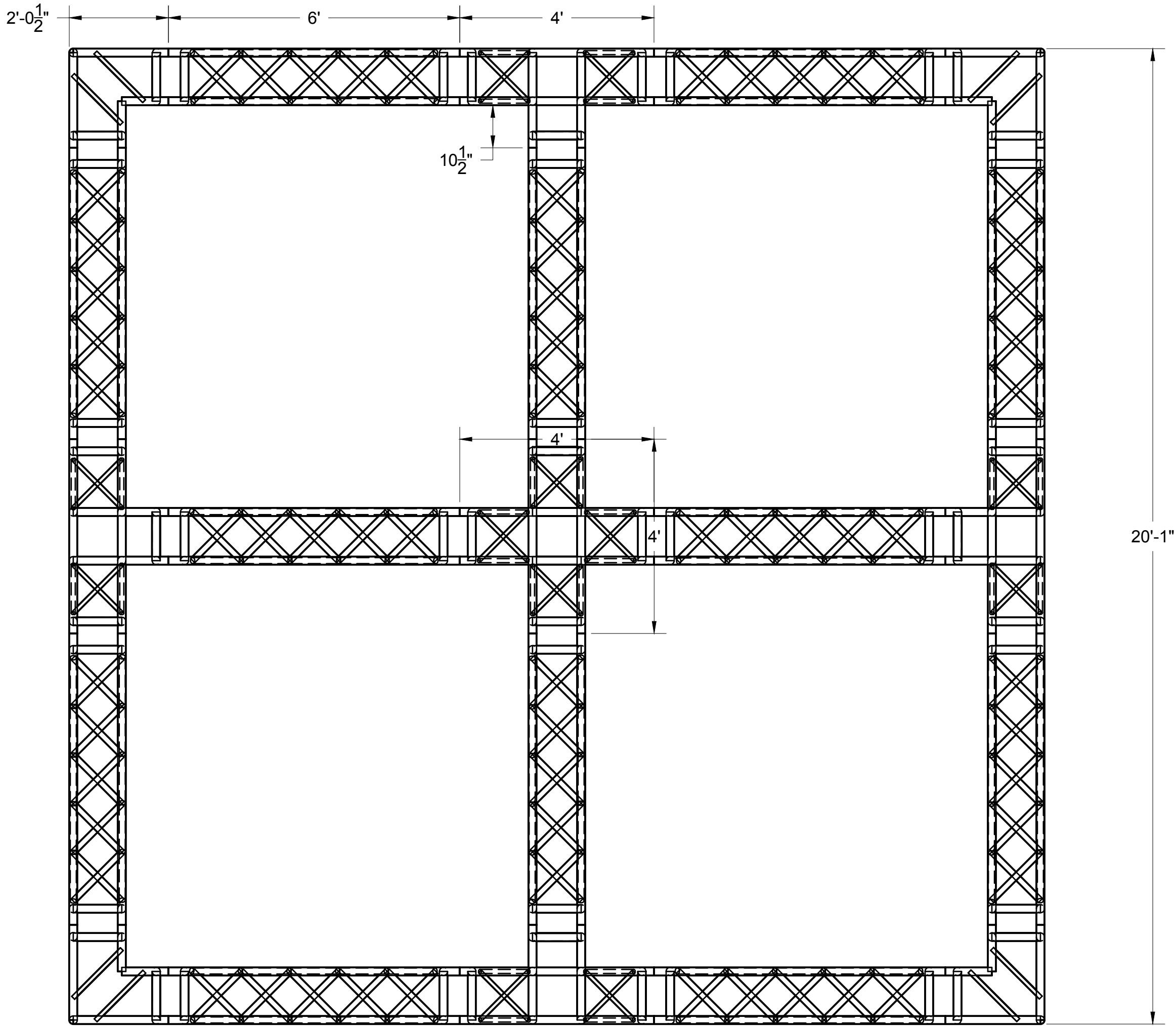
Center Truss Square

DWG BY	WES SEIDERMAN
DATE	1/31/21
SCALE	1/2"=1'
FSU ADVISOR	JIM LILE
ASTC MENTOR	CHRISTOPHER SPRAGUE

006



- This truss supports Lighting Instruments and winches.
- Primarily used for performance lifting and aerals.
- Suspended from both Coppola truss(102) .
- Connected using 6' straight sections, 2'.5" right angle sections, and 4' T-shaped sections.
- Truss to be assembled off-site.
- Stationary between tent points.

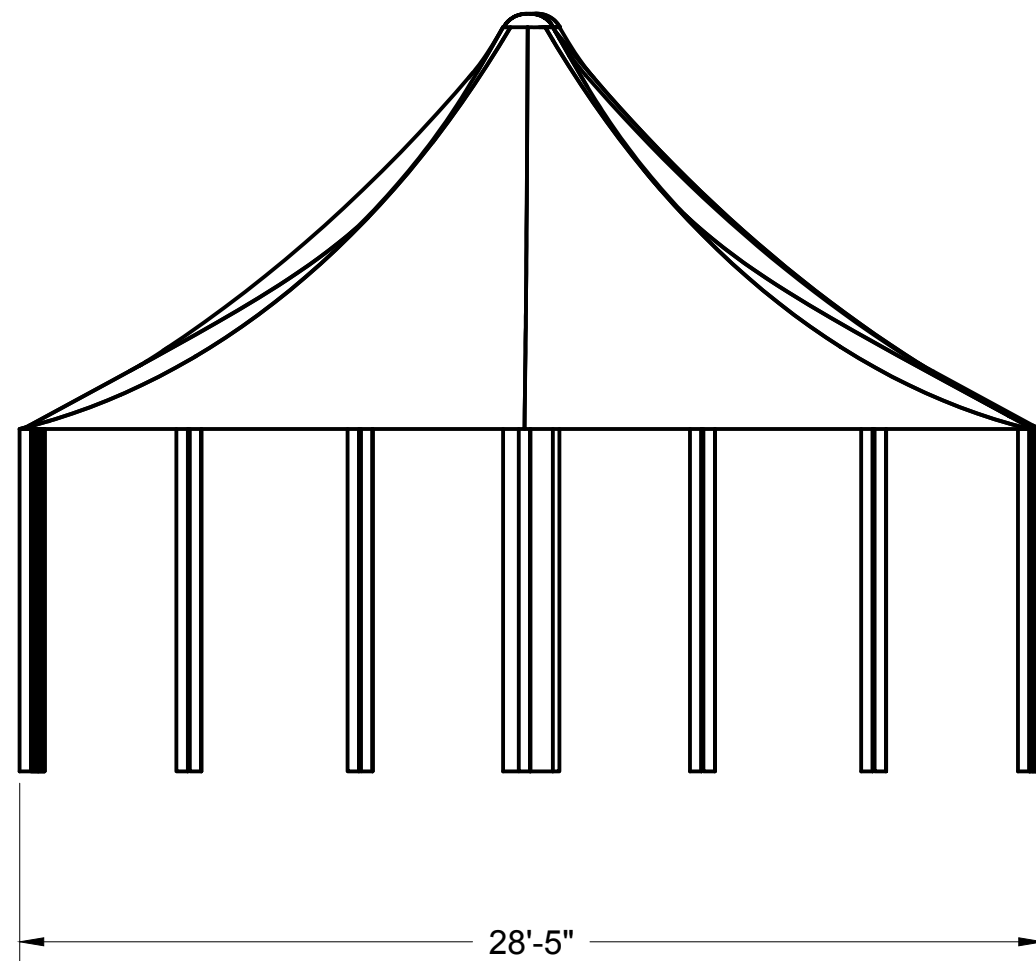
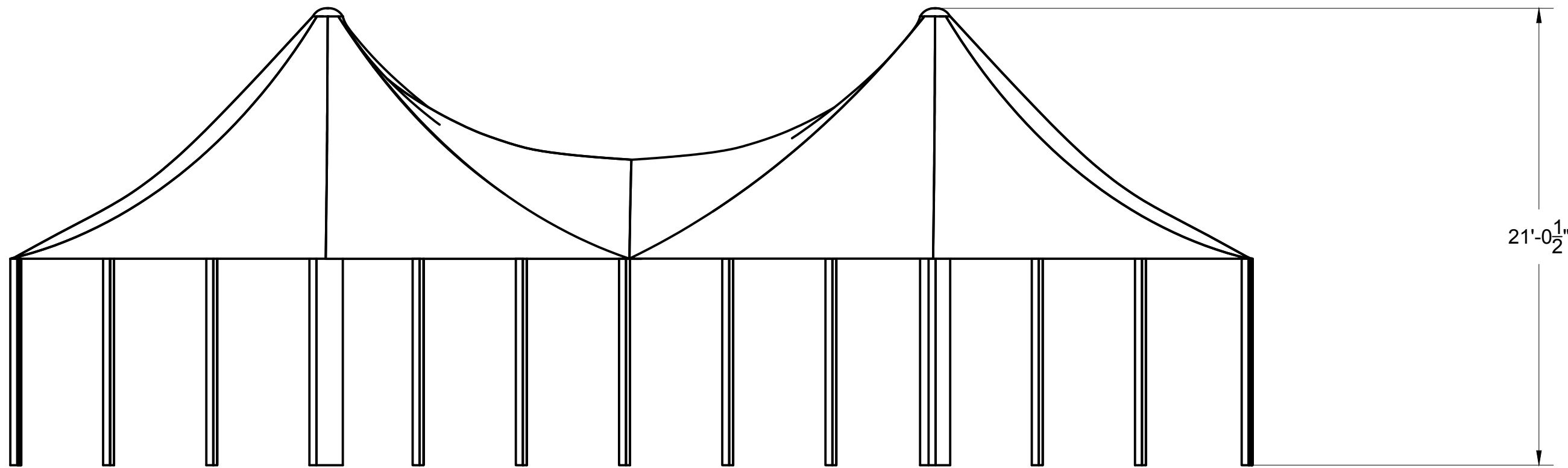
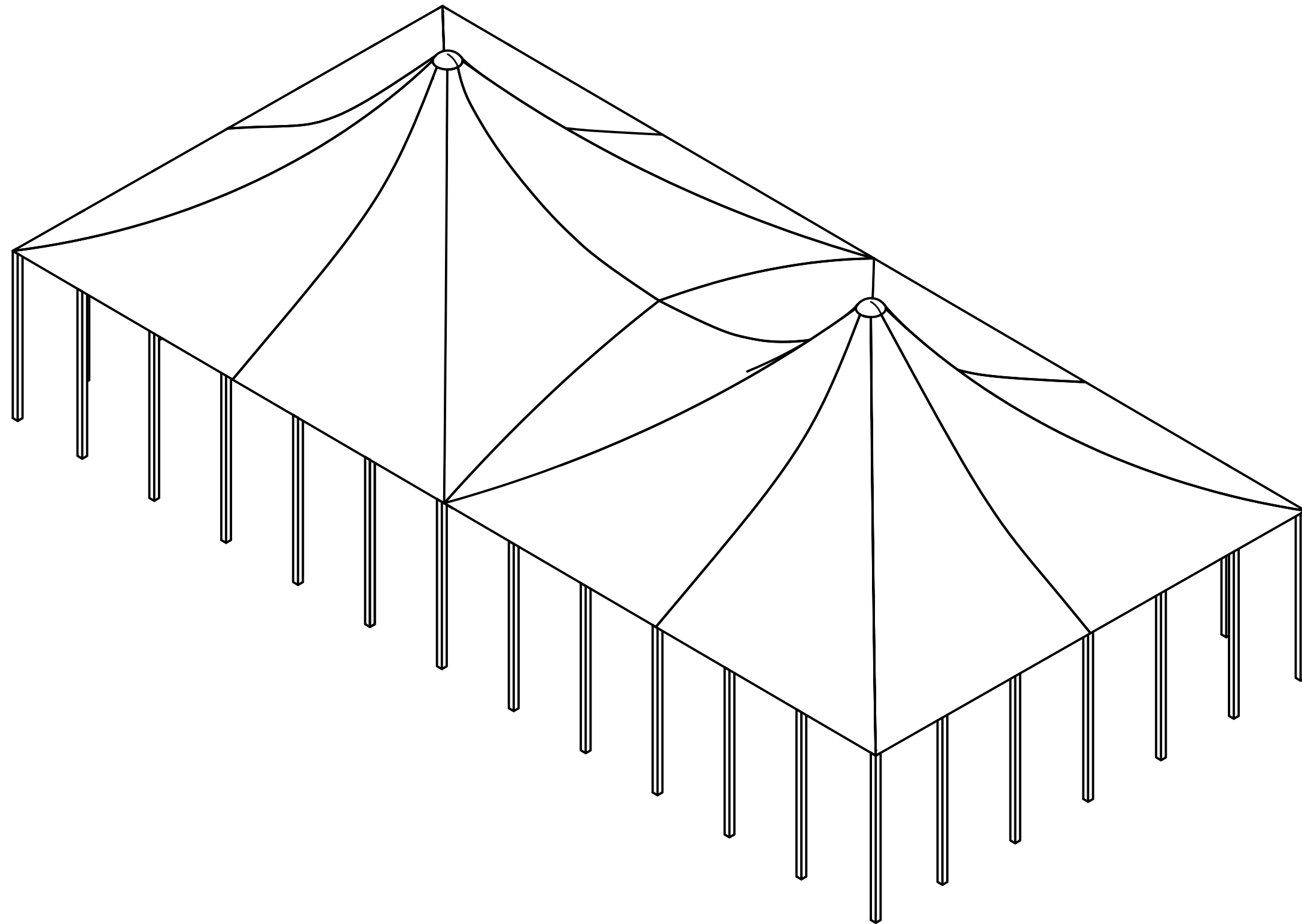
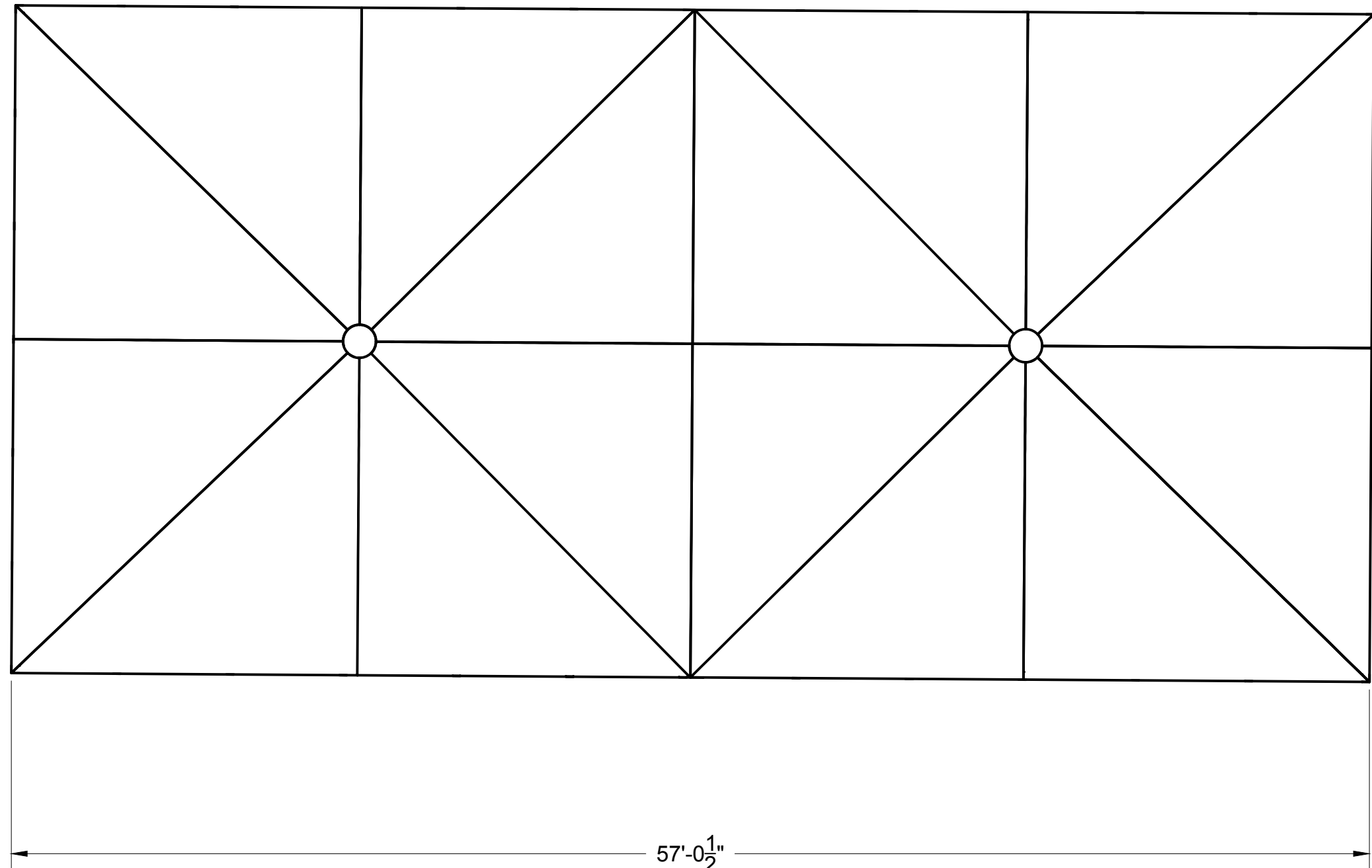


USITT & ASTC Renovation Challenge

CONCESSIONS TENT

DWG BY	EMILY CHANCELLOR
DATE	1/27/21
SCALE	3/16" = 1' 0"
FSU ADVISOR	JIM LILE
ASTC MENTOR	CHRISTOPHER SPRAGUE

007



ORTHO
SCALE

1
002 EXISTING MAIN CIRCUS TENT WITH SEATING
PERFORMER'S TRUSS HANGS FROM COPPOLLA TRUSS

USITT & ASTC Renovation Challenge

RENOVATION OVERVIEW

DWG BY	FULL TEAM
DATE	1/6/20
SCALE	1/16" = 1' 0"
FSU ADVISOR	JIM LILE
ASTC MENTOR	CHRISTOPHER SPRAGUE

100

After interviewing the FSU Haskin Circus, we have determined three key avenues for modifications to the venue and they are: reshaping the patron experience outside the circus, updating the facilities for the company, and improving the quality of performances inside the tent.

Patron Experience

We've made some updates to the entrance and area before the tent to be more inviting to patrons and create a more cohesive circus atmosphere. To do so we've added a bar to the concessions tent (B) and created patron restrooms(D). We've also made a new archway entrance (C) and added a fence around the property (F). The new entrance and fence are to make the campus more inviting to patrons.

Facilities

Currently there is only 200 SQ feet in the costume shop, a small locker room and no patron bathrooms for 40-60 performers and 1600 audience members. We plan to solve these problems by building a new dressing room (E), and adding space in the warehouse (G)

Production Quality

The main tent is not climate controlled, we looked at medical tents that have HVAC and found that we could add climate control to the tent with 6 HVAC Units(H). We've also added a number of moving lights to enhance the show experience and add design options

CALLOUTS:

- A - MAIN TENT
- B - RENOVATED CONCESSIONS TENT
- C - NEW ENTRANCE
- D - NEW PATRON RESTROOMS
- E - NEW DRESSING ROOMS
- F - NEW FENCE
- G - RENOVATED WAREHOUSE
- H - NEW HVAC UNITS
- I - RENOVATED MEMORIAL SPACE
- J - TICKET BOOTH

TABLE OF CONTENTS:

- 000 SERIES- EXISTING CAMPUS
- 100 SERIES- *RENOVATION* MAIN CIRCUS
- 200 SERIES- *NEW* CONCESSIONS & ENTRANCEWAY
- 300 SERIES- *NEW* DRESSING ROOMS
- 400 SERIES- *RENOVATION* FENCE
- 500 SERIES- *RENOVATION* WAREHOUSE
- 600 SERIES- *NEW* AC UNITS

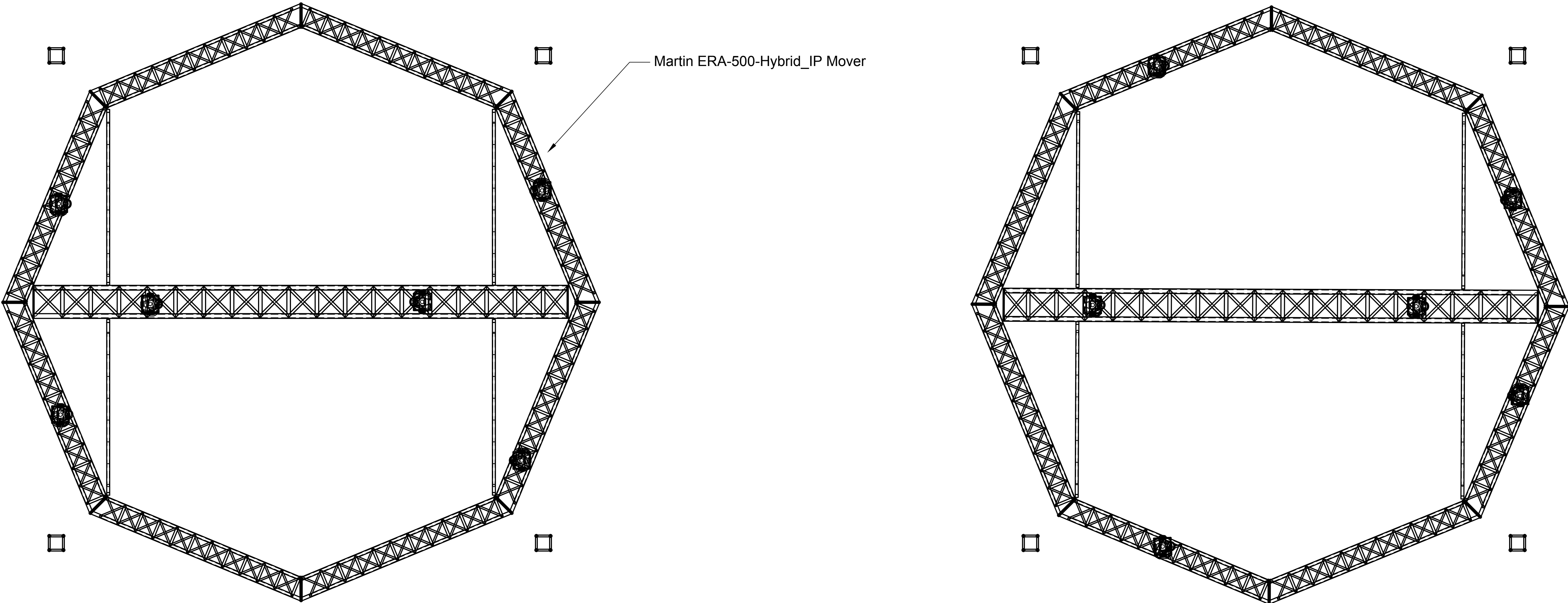
USITT & ASTC
Renovation Challenge

Light Plot

DWG BY	WES SEIDERMAN
DATE	1/31/21
SCALE	1/4" - 1'
FSU ADVISOR	JIM LILE
ASTC MENTOR	CHRISTOPHER SPRAGUE

101

- Moving Light ground plan.
-(6) Movers per side(102) of tent for optimal throw.
-Included plate 102,103,104,and 105.
-Custom truss to be fabricated offsite.
-Design is only preliminary and as shown below available for constant change.
-These are the Martin ERA-500-Hybrid IP Movers. Rated for Outdoor use.
-This (Outdoor rating) was a key factor when researching instruments.
-Bright short-arc 370W lamp with 6000 Hour Lamp Life.
-Full CMY Color Mixing System.
-Extensive 1:20 Zoom with Beam, Spot and Wash modes.

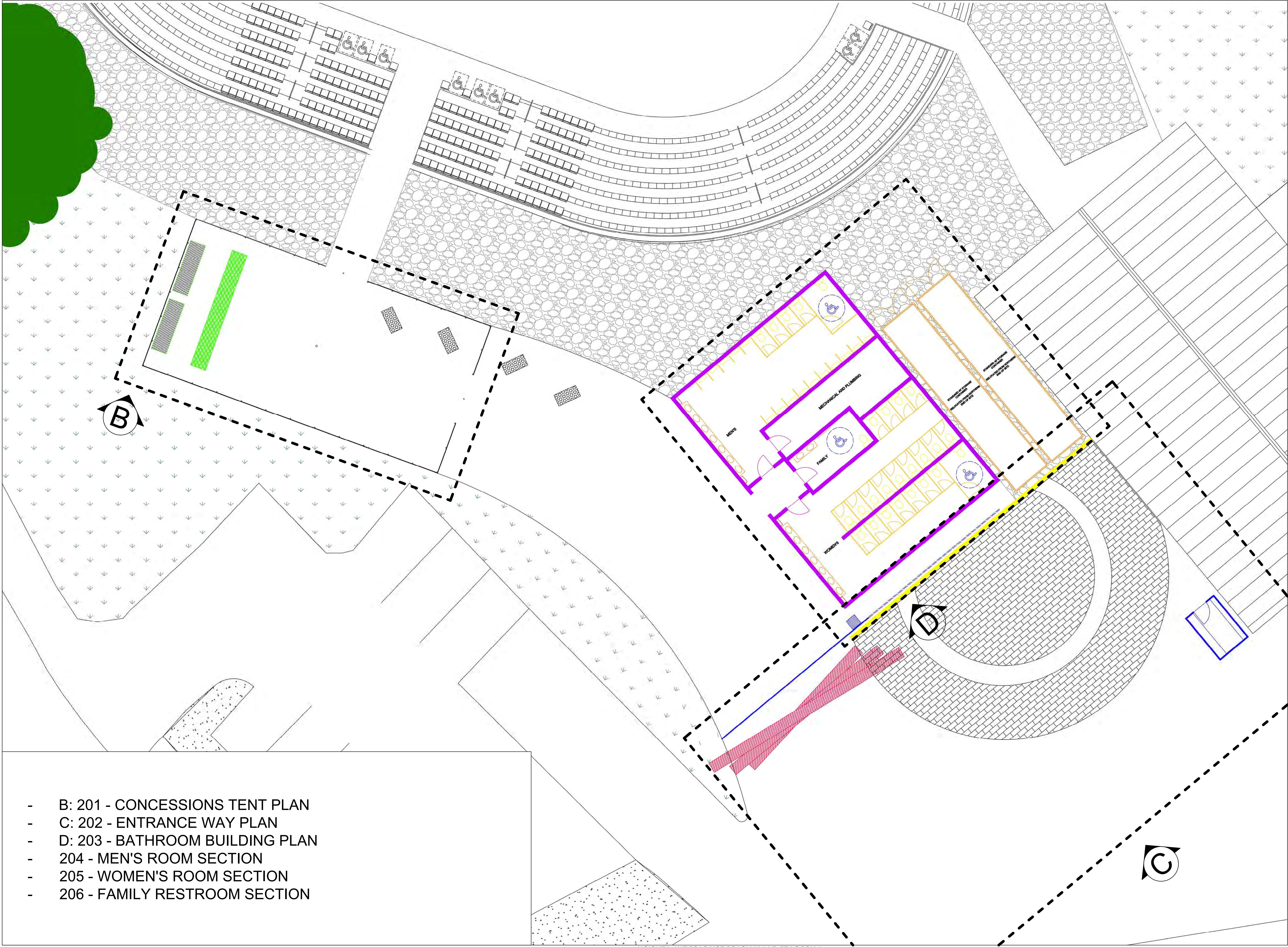


USITT & ASTC Renovation Challenge

ENTRANCE OVERVIEW

DWG BY	MIKE DELANEY
DATE	2/3/20
SCALE	1/8" = 1'-0"
FSU ADVISOR	JIM LILE
ASTC MENTOR	CHRISTOPHER SPRAGUE

200




USITT & ASTC Renovation Challenge

CONCESSIONS

DWG BY	MIKE DELANEY
DATE	2/3/20
SCALE	1/4" = 1'-0"
FSU ADVISOR	JIM LILE
ASTC MENTOR	CHRISTOPHER SPRAGUE

201



- B1: *NEW* SEMI-PERMANENT SHORT TERM STORAGE AND PREP AREA
 - CONSISTS OF TWO COUNTER HEIGHT TABLES WITH LOCKABLE STORAGE ABOVE AND BELOW THE SURFACE
- B2: *NEW* PERMANENT CONCESSIONS WET BAR
- B3: *EXISTING* CONCESSION STANDS RELOCATED
 - FSU CIRCUS CURRENTLY OWNS A STOCK OF MOBILE FOOD VENDING CARTS TO SERVE FOOD THIS IS ONE VIABLE ARRANGEMENT DURING A PERFORMANCE

USITT & ASTC Renovation Challenge

ENTRANCE GARDEN

DWG BY	MIKE DELANEY
-----------	--------------

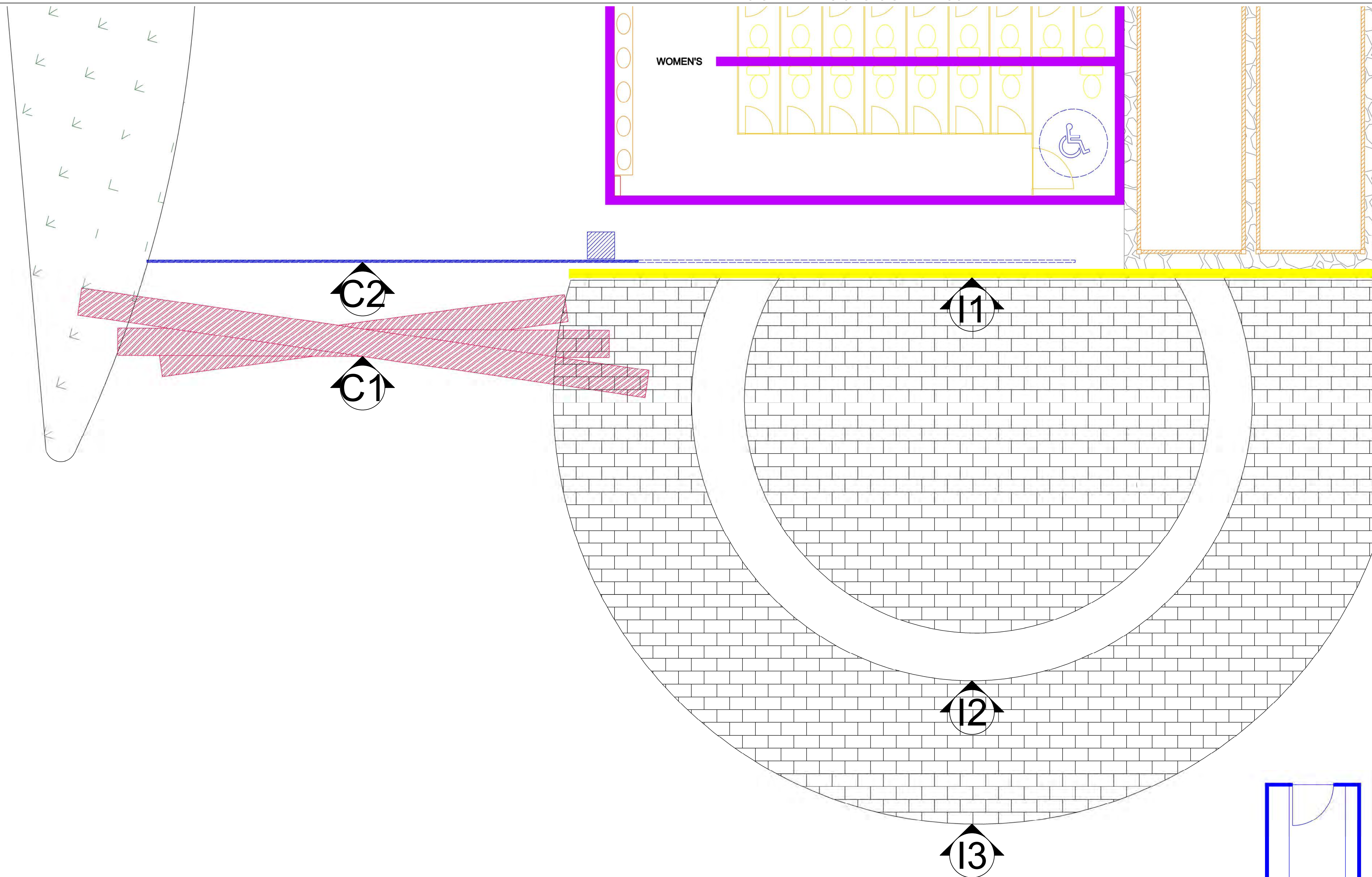
DATE	2/3/20
------	--------

SCALE 1/4" = 1'-0"

FSU
ADVISOR

ASTC MENTOR	CHRISTOPHER SPRAGUE
----------------	------------------------

202



- C2: *NEW* AUTOMATED GATE
- C1: *NEW* CURVED TRUSS ENTRANCE ARCH
- I1: *NEW* MURAL PAINTED BRICK WALL
 - THIS WALL SERVES AS THE BACKDROP FOR LOBBY PERFORMANCES, DEFINES THE NEW BOUNDARIES FOR THIS AREA, AND MASKS THE BACK OF THE STORAGE CONTAINERS
- I2: *EXISTING* MEMORIAL GARDEN RELOCATED
 - THIS BRICK AND CONCRETE STRUCTURE WOULD BE MOVED TO THIS LOCATION AND SERVE AS A LOBBY PERFORMANCE AREA FOR SMALL ACTS TO DRAW CROWDS AND ENCOURAGE TICKET SALES
- I3: *NEW* BRICKWORK
 - DEFINES A BOUNDARY FOR THE AUDIENCE DURING LOBBY PERFORMANCES
- J: *EXISTING* TICKET BOOTH
 - THIS WOULD BE RELOCATED FROM ITS CURRENT POSITION
- G: *EXISTING* WAREHOUSE BUILDING - REF. 700 SERIES DRAWINGS

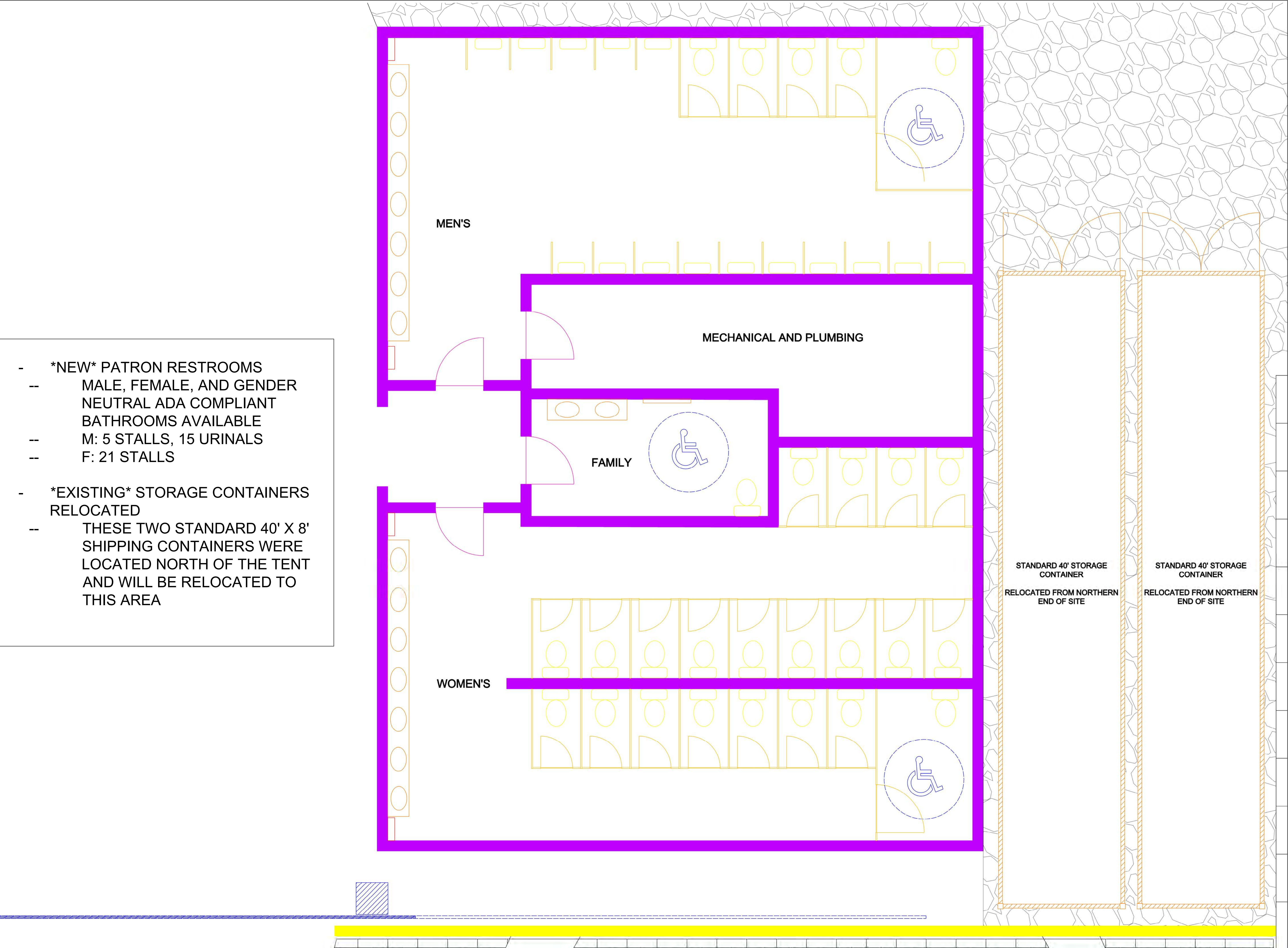
USITT & ASTC Renovation Challenge

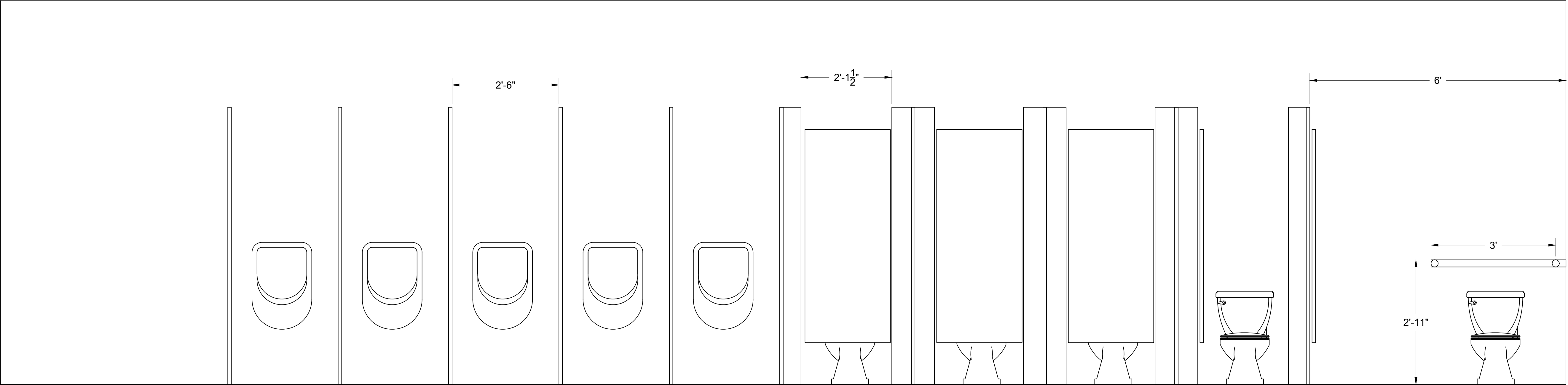
BATHROOM LAYOUT

DWG BY	MIKE DELANEY
DATE	2/3/20
SCALE	3/8" = 1'-0"
FSU ADVISOR	JIM LILE
ASTC MENTOR	CHRISTOPHER SPRAGUE

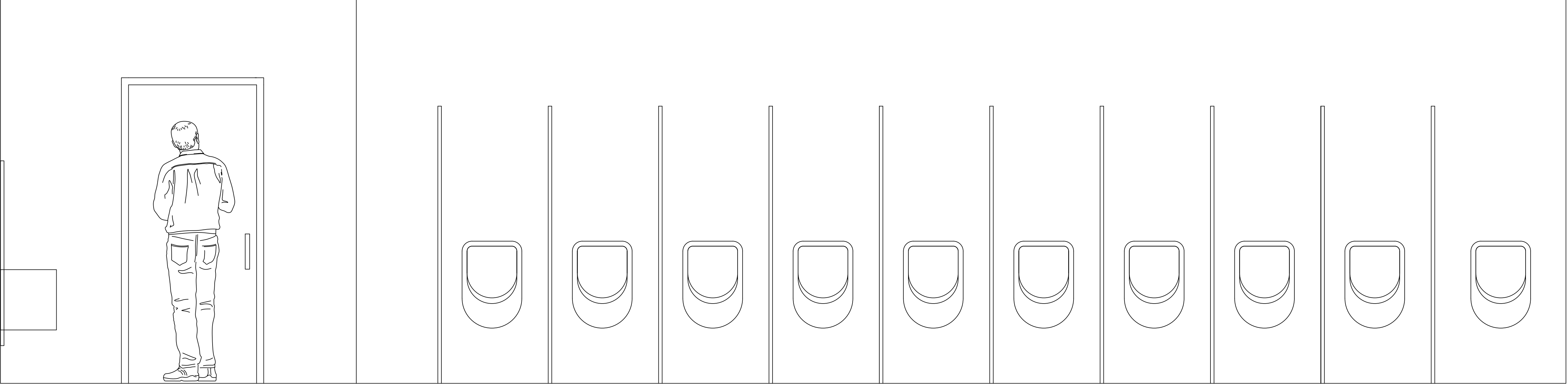
203

- *NEW* PATRON RESTROOMS
- MALE, FEMALE, AND GENDER NEUTRAL ADA COMPLIANT BATHROOMS AVAILABLE
- M: 5 STALLS, 15 URINALS
- F: 21 STALLS
- *EXISTING* STORAGE CONTAINERS RELOCATED
- THESE TWO STANDARD 40' X 8' SHIPPING CONTAINERS WERE LOCATED NORTH OF THE TENT AND WILL BE RELOCATED TO THIS AREA





36' 8"



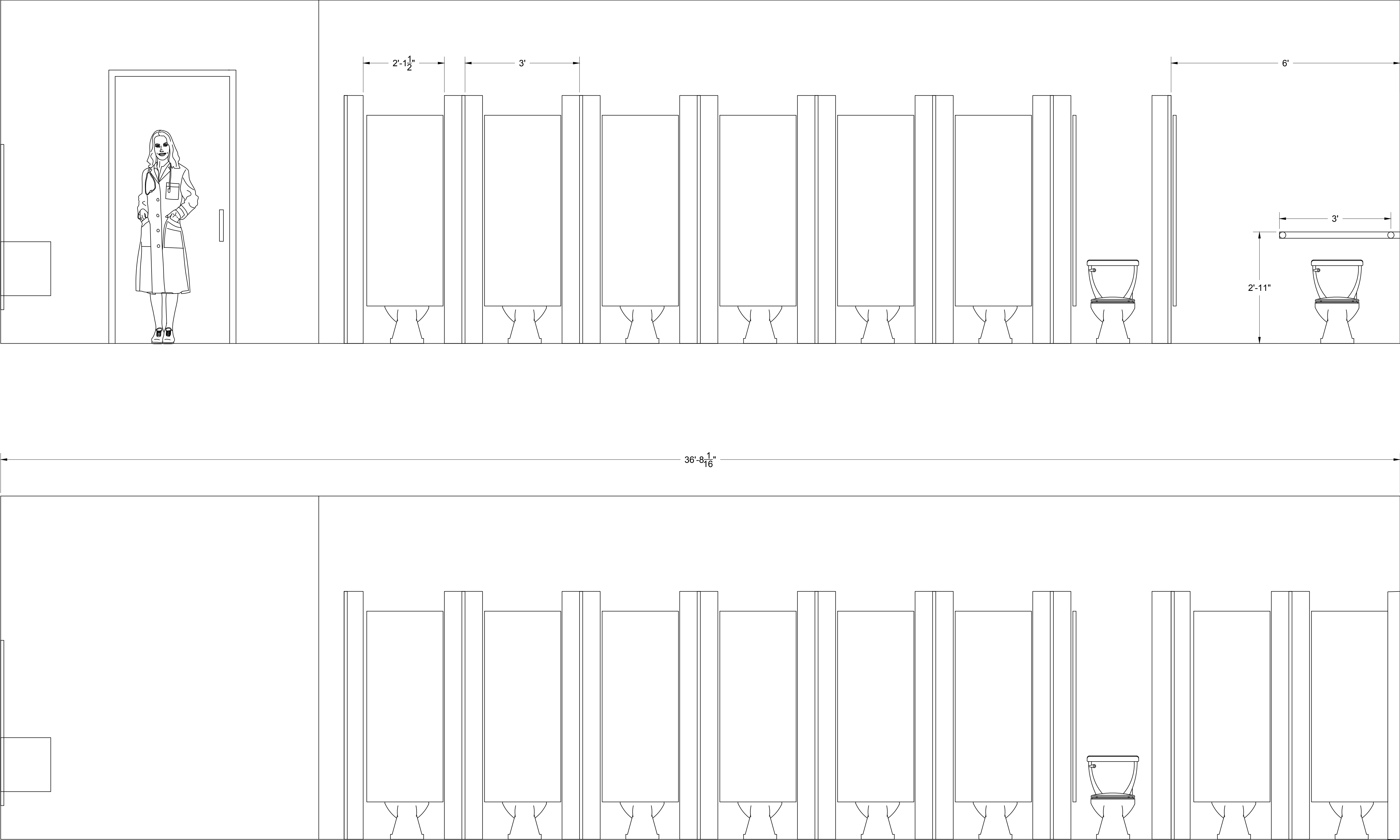
- SECTION: MEN'S ROOM
- 3 URINALS, 4 TOILETS, 1 ADA COMPLIANT TOILET AND STALL
- 7 SINGLE SINKS WITH AUTOMATIC TAPS
- 2 PAPER TOWEL DISPENSERS

USITT & ASTC Renovation Challenge

BATHROOM SECTIONS

DWG BY	MIKE DELANEY
DATE	2/3/20
SCALE	AS NOTED
FSU ADVISOR	JIM LILE
ASTC MENTOR	CHRISTOPHER SPRAGUE

204



- SECTION: WOMEN'S ROOM
- 21 TOILETS, 1 ADA COMPLIANT TOILET AND STALL
- 8 SINGLE SINKS WITH AUTOMATIC TAPS
- 2 PAPER TOWEL DISPENSERS

USITT & ASTC Renovation Challenge

BATHROOM SECTIONS

DWG BY	MIKE DELANEY
DATE	2/3/20
SCALE	3/4" = 1' - 0"
FSU ADVISOR	JIM LILE
ASTC MENTOR	CHRISTOPHER SPRAGUE

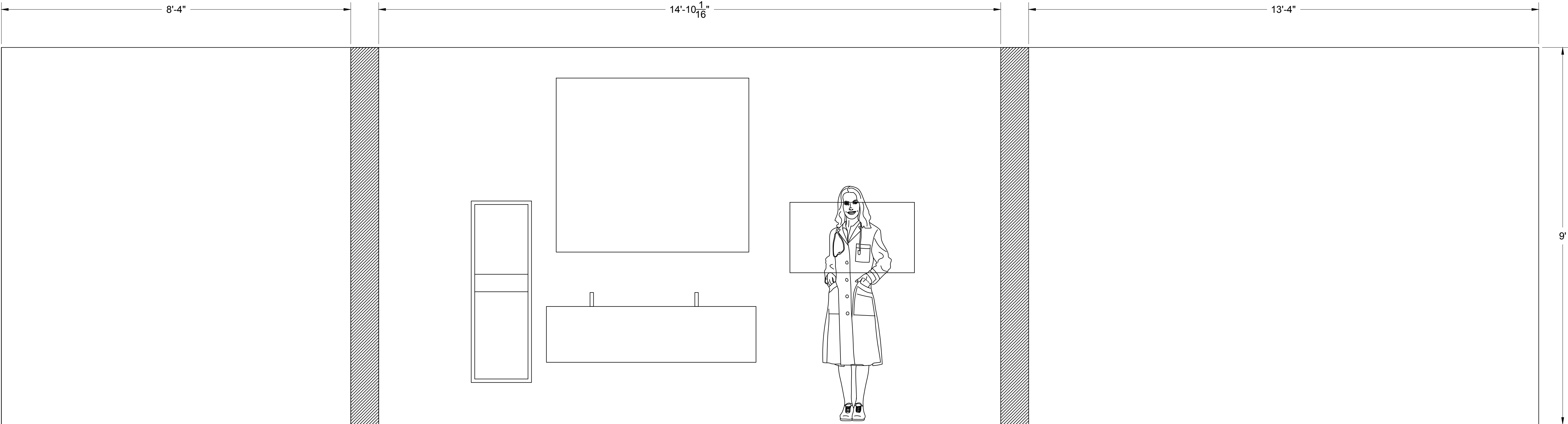
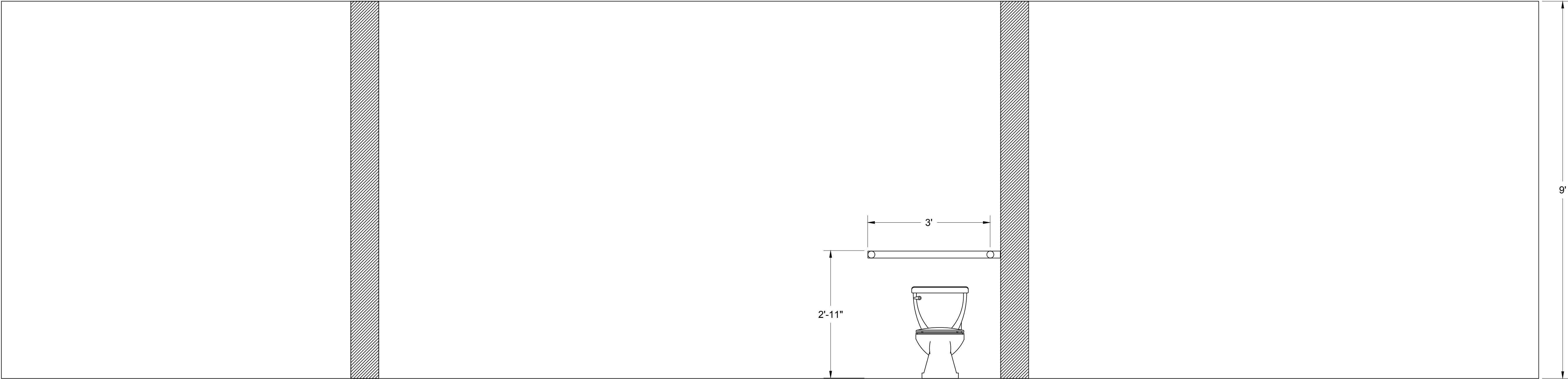
205

USITT & ASTC Renovation Challenge

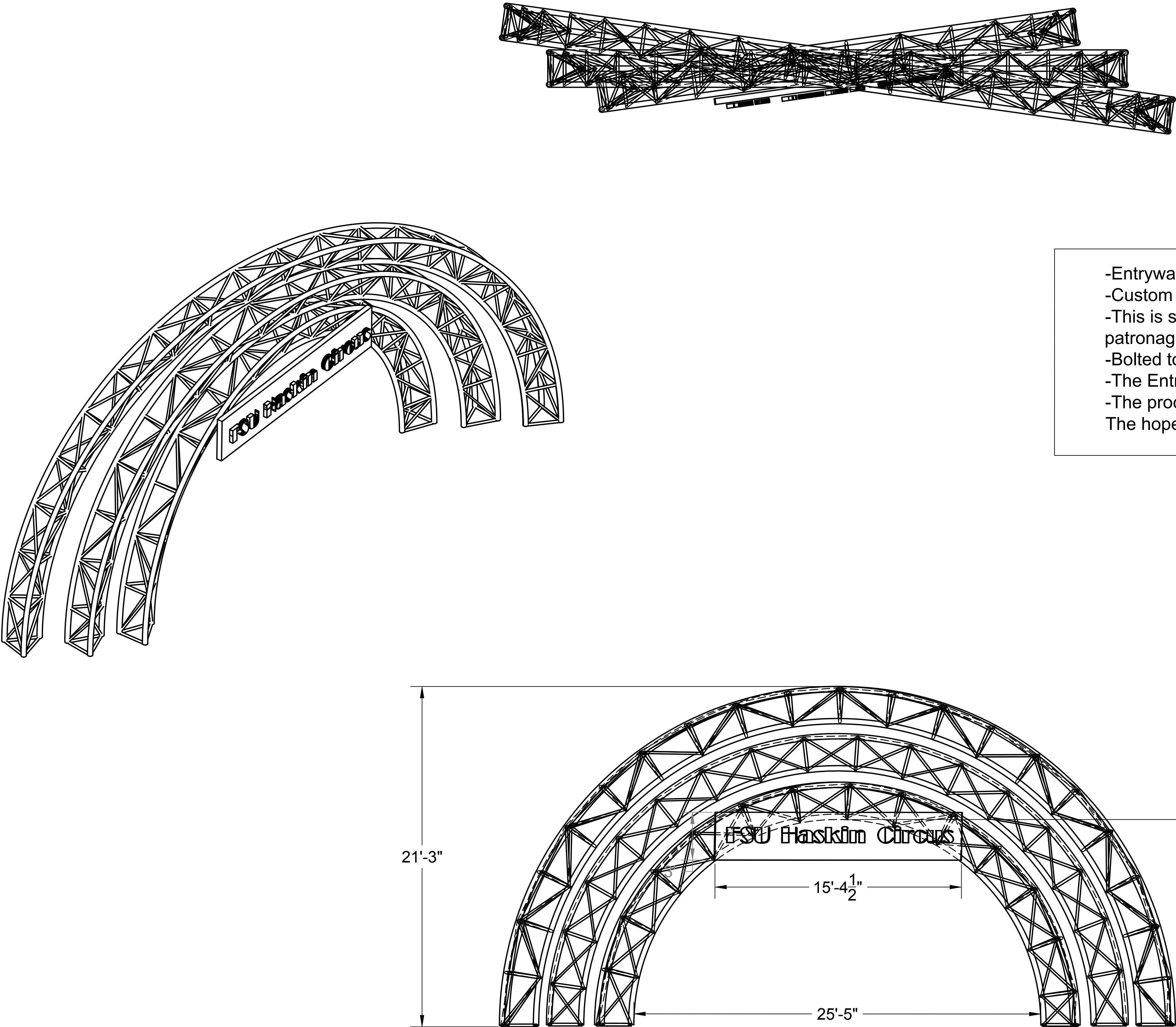
BATHROOM SECTIONS

DWG BY	MIKE DELANEY
DATE	2/3/20
SCALE	3/4" = 1' - 0"
FSU ADVISOR	JIM LILE
ASTC MENTOR	CHRISTOPHER SPRAGUE

206



- SECTION: FAMILY RESTROOM
- 1 ADA COMPLIANT TOILET
- 2 SINGLE SINKS WITH AUTOMATIC TAPS
- 1 PAPER TOWEL DISPENSERS
- 1 BABY CHANGE STATION



- Entryway truss was designed to spark joy and wonder at the circus.
- Custom truss to be fabricated and installed to wrap up the renovation.
- This is suppose to be a "Selfie" Point for visitors to show their patronage on social media.
- Bolted to concrete during installation.
- The Entryway Truss is similar to tent structural truss truss.
- The process of designing this unit came from multiple group meetings. The hope is to spark interest and prepare patrons for what is to come.

USITT & ASTC Renovation Challenge

Entrance

DWG BY	WES SEIDERMAN
DATE	1/26/21
SCALE	1/4" - 1'
FSU ADVISOR	JIM LILE
ASTC MENTOR	CHRISTOPHER SPRAGUE

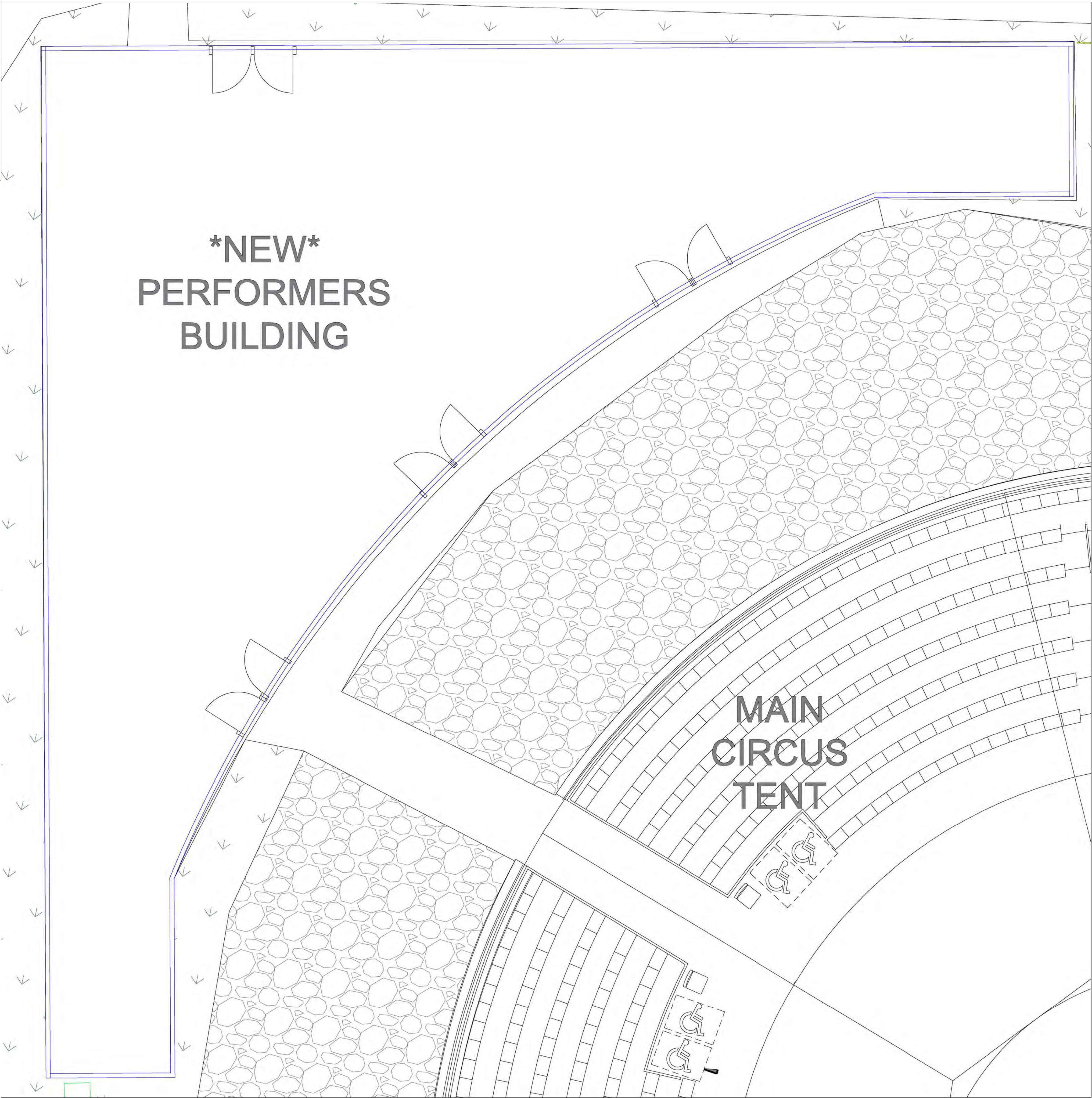
- 301: PERFORMERS BUILDING PLAN
- 302: GREEN ROOM
- 303: RESTROOMS
- 304: DRESSING ROOMS

***NEW* PERFORMERS BUILDING**

-LARGE MEN AND WOMEN'S DRESSING ROOMS, FIRST FLOOR

-GREEN ROOM, SHOWERS, RESTROOM, KITCHENETTE AND MAT TO WARM UN AND STRETCH LOCATED ON THE SECOND FLOOR, .

THE GOAL OF THIS BUILDING IS TO GIVE THE 100+ PERFORMERS ROOM TO GET READY FOR THEIR SHOW, RELAX, AND BE COMPLETELY SEPARATED FORM THE VIEW OF THE AUDIENCE UNTIL THEIR CUE.



USITT & ASTC Renovation Challenge

PERFORMERS BUILDING

DWG BY	EMILY CHANCELLOR
DATE	1/26/21
SCALE	1/4" = 1'-0"
FSU ADVISOR	JIM LILE
ASTC MENTOR	CHRISTOPHER SPRAGUE

300

USITT & ASTC Renovation Challenge

PERFORMERS BUILDING

DWG BY EMILY CHANCELLOR

DATE 1/26/21

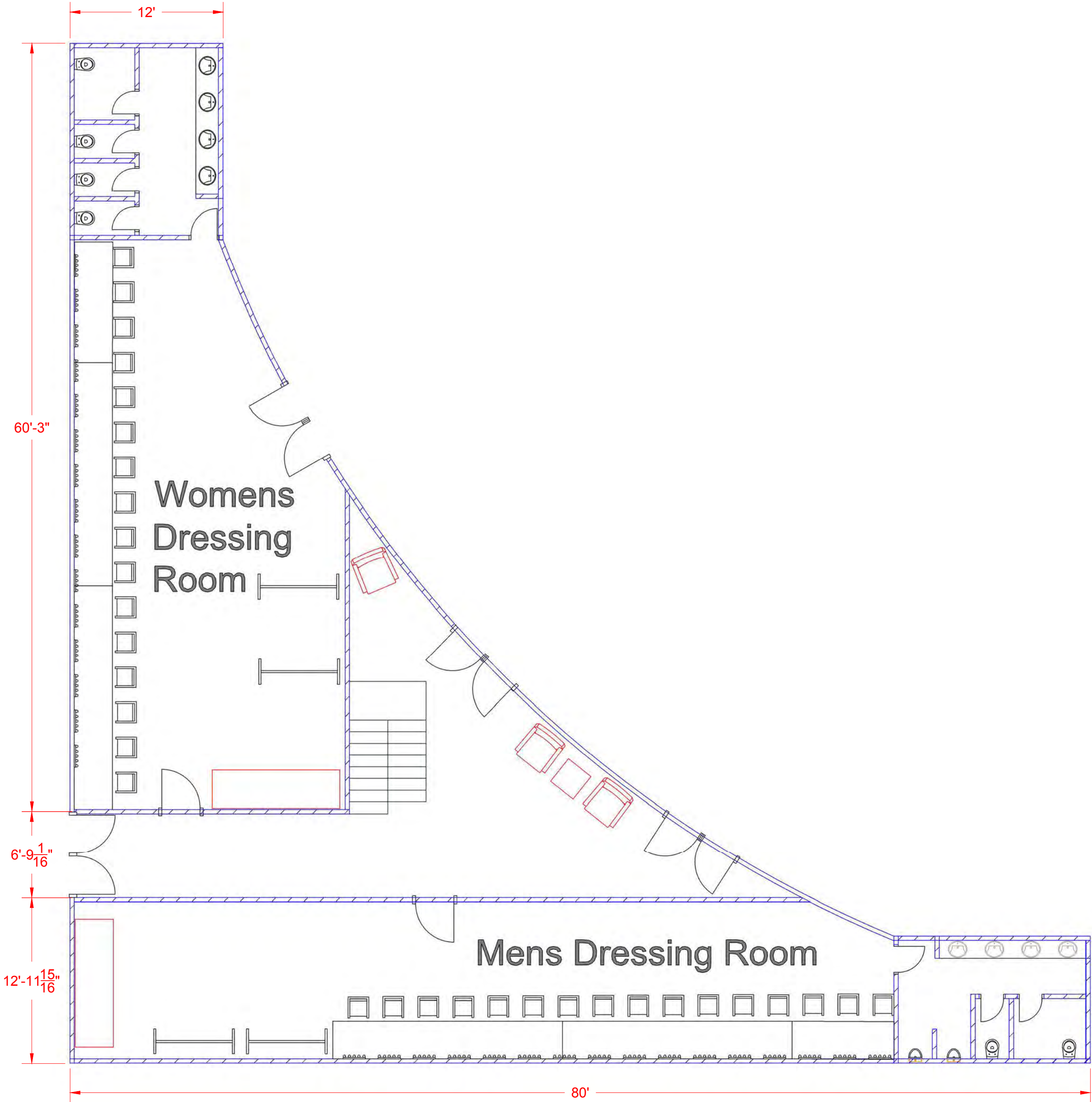
SCALE AS NOTED

FSU ADVISOR JIM LILE

ASTC MENTOR CHRISTOPHER SPRAGUE

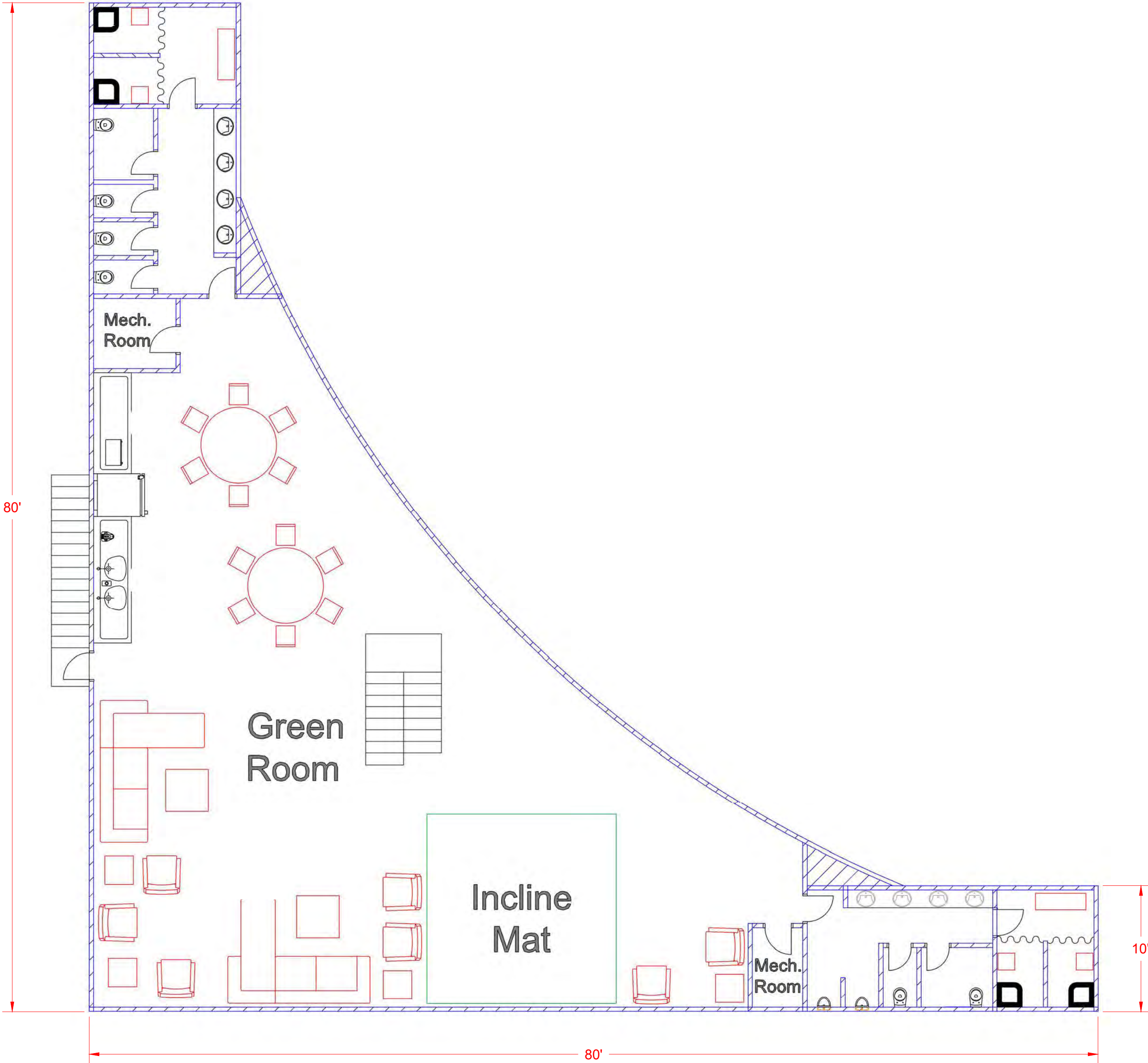
301

PRODUCED BY AN AUTODESK STUDENT VERSION



- 01 PERFORMERS SPACE FIRST FLOOR
300 -DRESSING ROOMS; MENS AND WOMENS
-FIRE ESCAPE ROUTE

PLAN VIEW
3/4"=1'

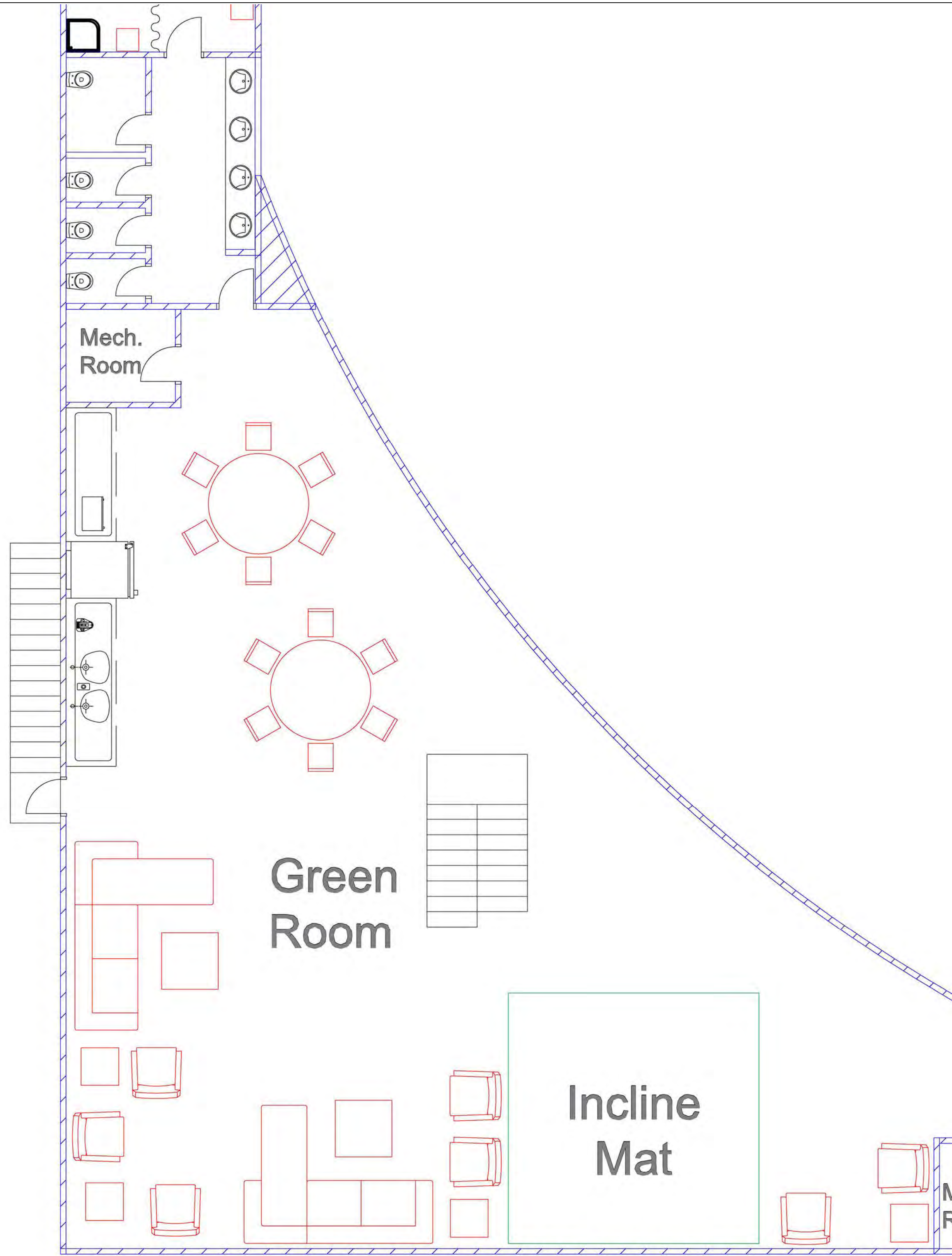


- 02 PERFORMERS SPACE SECOND FLOOR
300 -RESTROOMS; MENS AND WOMENS, ADA HANDICAPPED STALL IN EACH
-KITCHENETTE
-TABLES AND CHAIRS
-INCLINE MAT FOR STRETCHING

PLAN VIEW
3/4"=1'

PRODUCED BY AN AUTODESK STUDENT VERSION

PRODUCED BY AN AUTODESK STUDENT VERSION




- 01
- 301
- GREEN ROOM

-KITCHENETTE AVAILABLE FOR USE

-TABLES AND CHAIRS FOR STANDING BY FOR PERFORMERS CUE

-INCLINE MAT FOR STRETCHING

PLAN VIEW
3/4"=1'

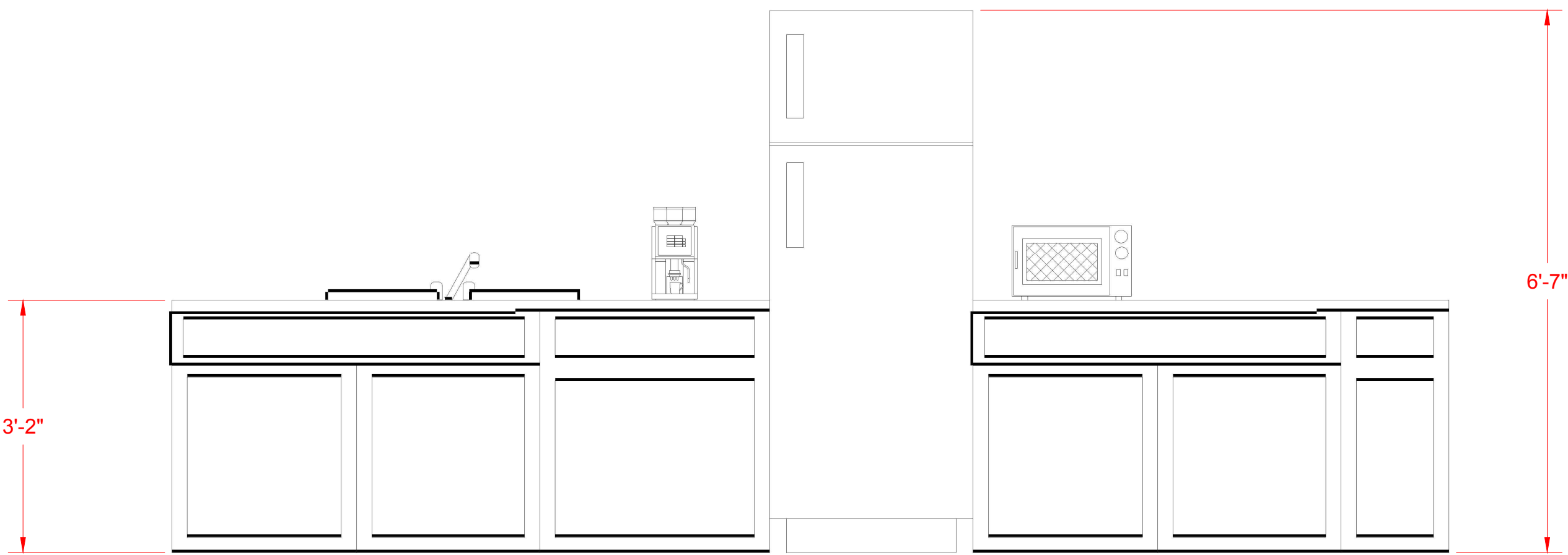
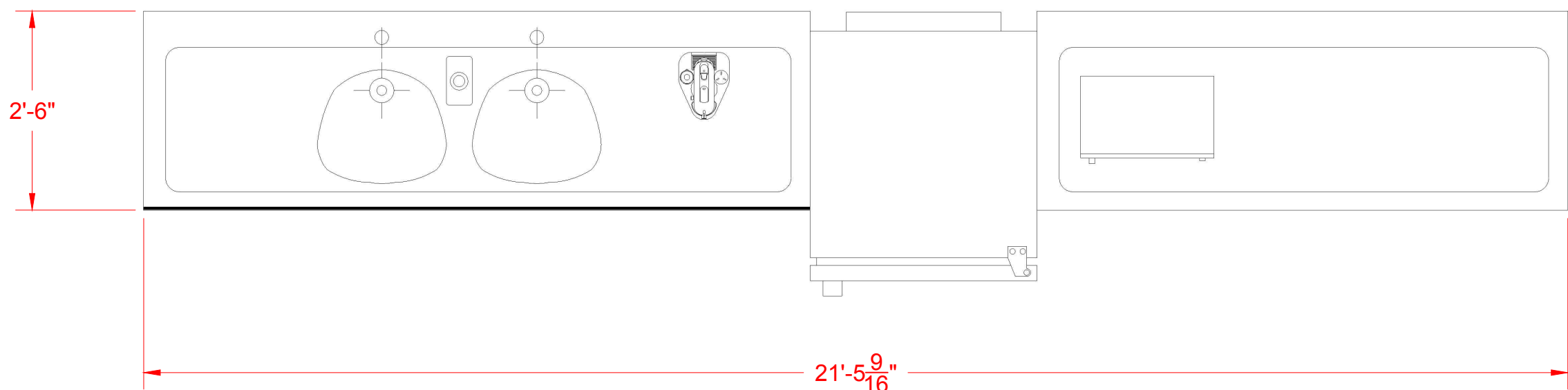


- 02
- 301
- GREEN ROOM

-ONE LOUNGING AREA

-THREE WILL BE LOCATED IN THE GREEN ROOM

PLAN VIEW
1"=1'-0"



- 03
- 301
- KITCHENETTE

-KITCHENETTE AVAILABLE FOR USE

-REFRIDGERATOR, COFFEE MAKER, MICROWAVE, SINK.

PLAN VIEW
3/4"=1'

USITT & ASTC Renovation Challenge

GREEN ROOM

DWG BY	EMILY CHANCELLOR
DATE	1/26/21
SCALE	AS NOTED
FSU ADVISOR	JIM LILE
ASTC MENTOR	CHRISTOPHER SPRAGUE

302

PRODUCED BY AN AUTODESK STUDENT VERSION

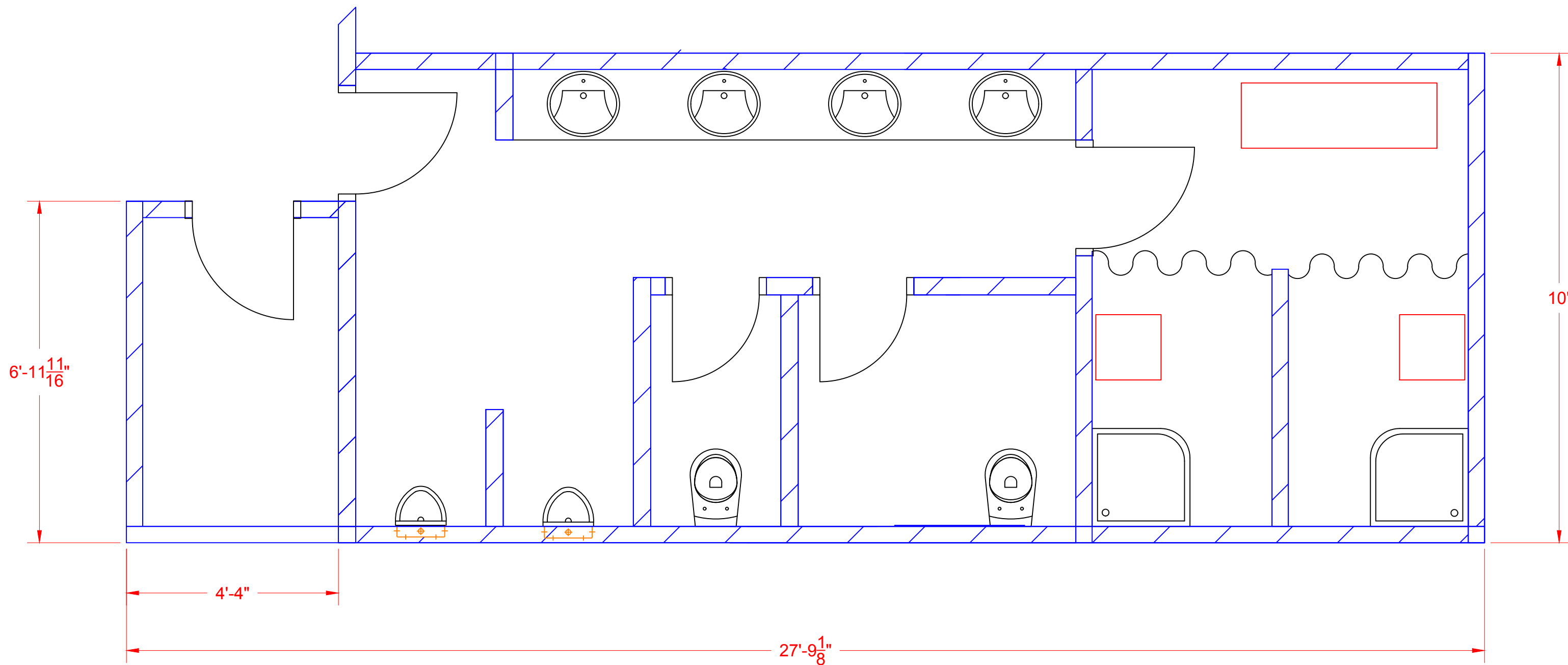
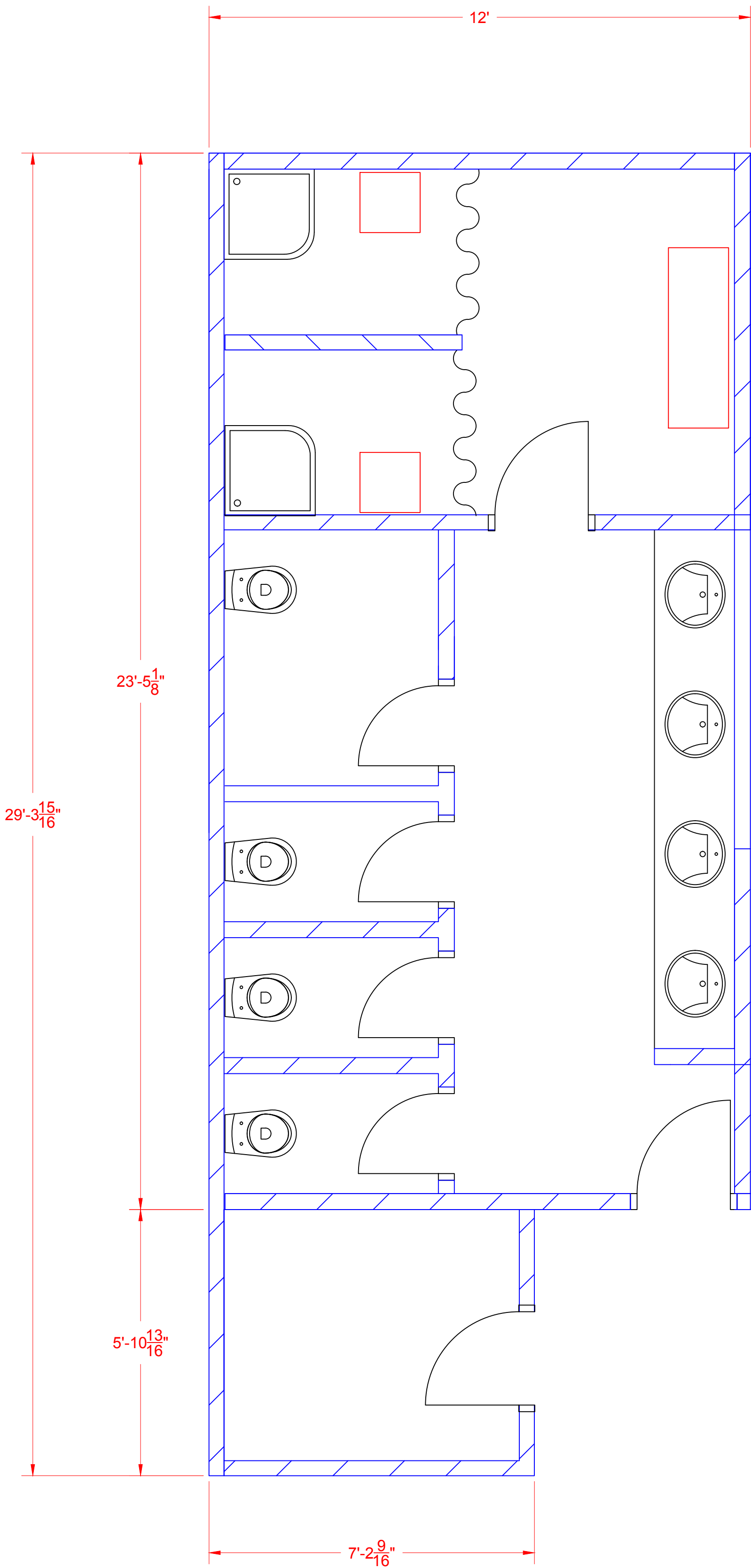
PRODUCED BY AN AUTODESK STUDENT VERSION

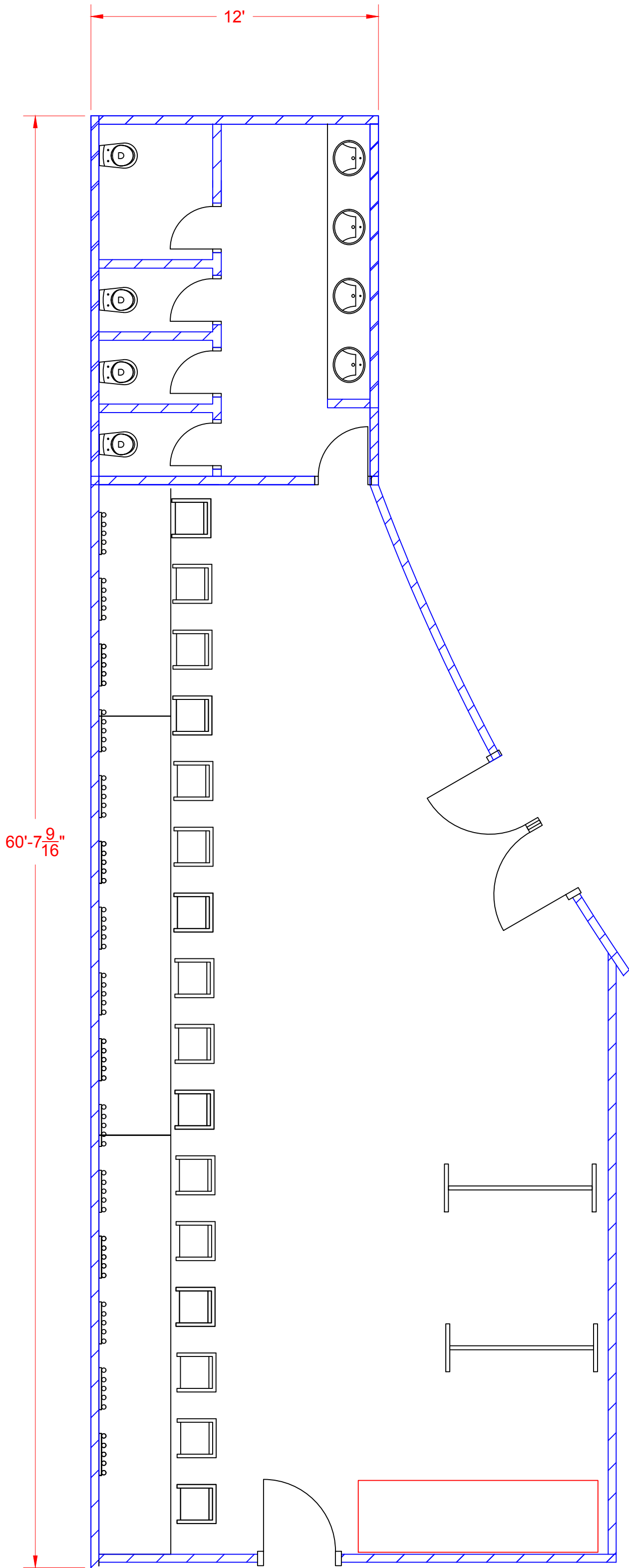
USITT & ASTC Renovation Challenge

RESTROOMS

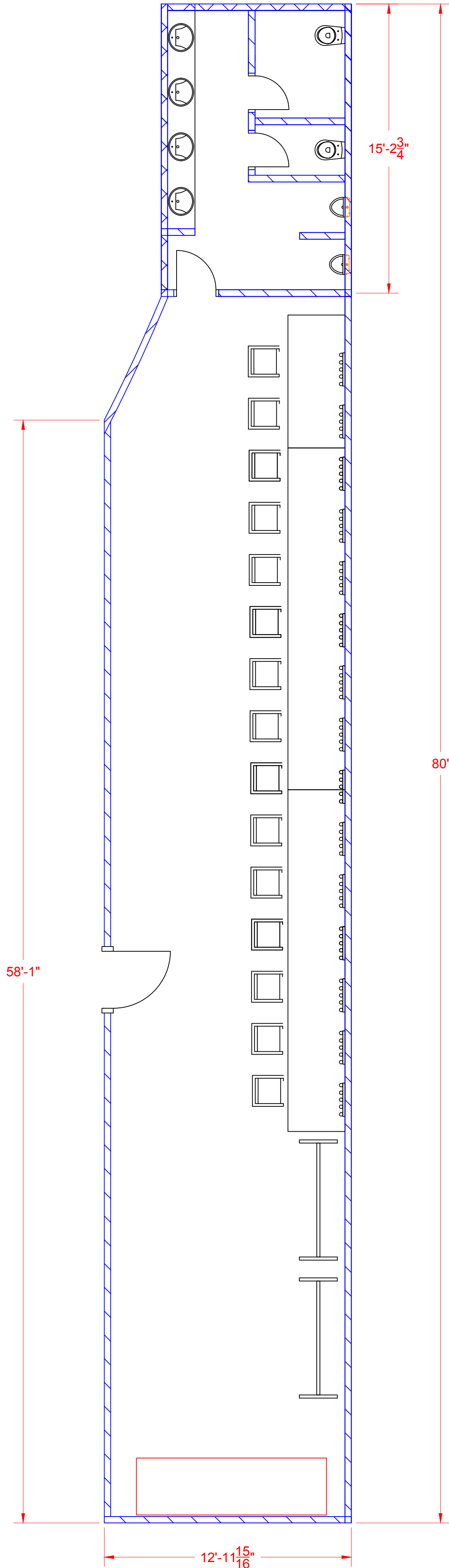
DWG BY	EMILY CHANCELLOR
DATE	1/26/21
SCALE	1" = 1'-0"
FSU ADVISOR	JIM LILE
ASTC MENTOR	CHRISTOPHER SPRAGUE

303

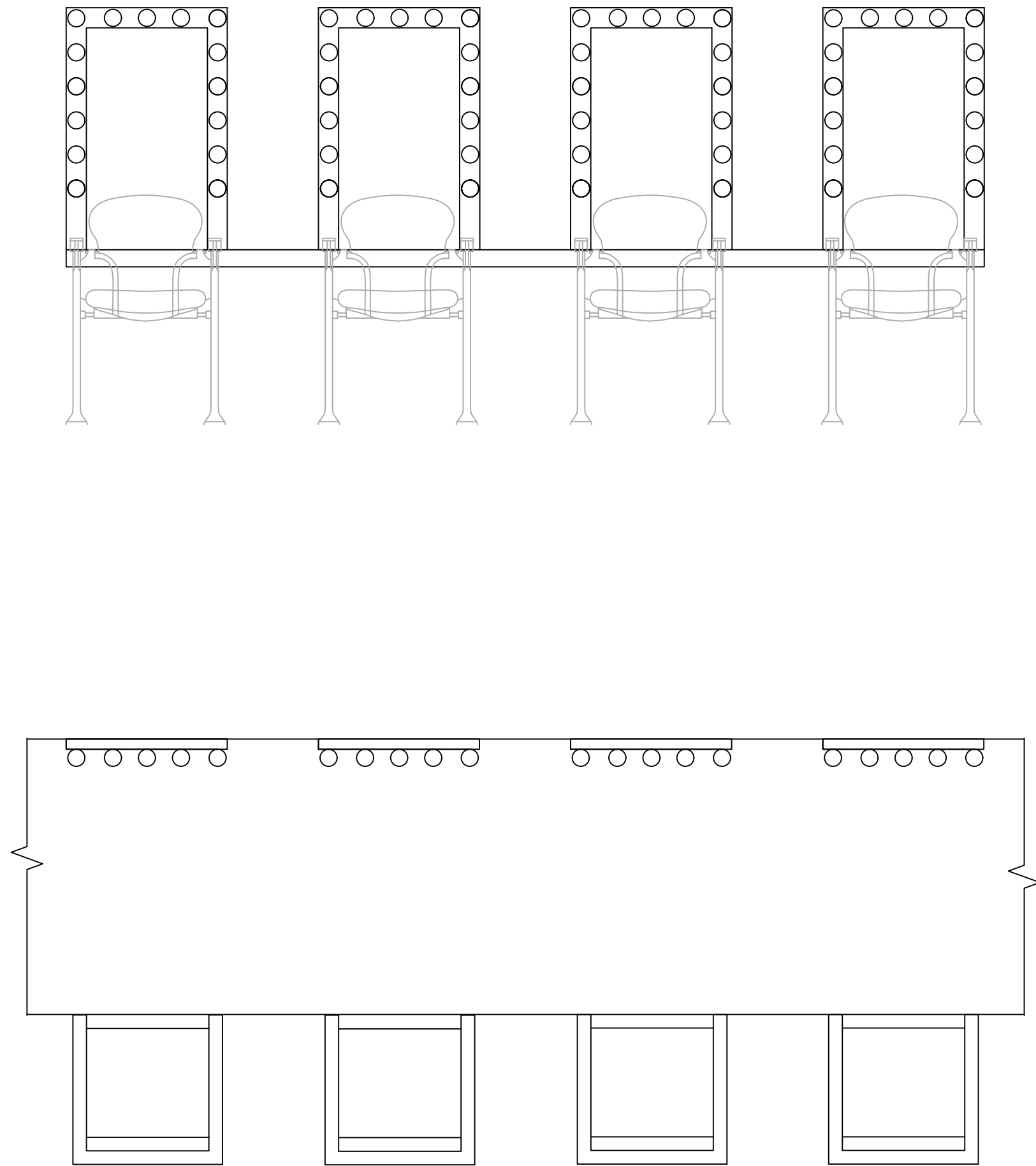




01 WOMEN'S DRESSING ROOM
303 -DRESSING ROOMS
-MENS DRESSING ROOM SAME LAYOUT, MIRROR IMAGE
PLAN VIEW
3/4"=1'



02 MEN'S DRESSING ROOM
303 -DRESSING ROOMS
-MENS DRESSING ROOM SAME LAYOUT, MIRROR IMAGE
PLAN VIEW
3/4"=1'



02 WOMENS DRESSING ROOM
303 -MIRROR AND COUNTER LAYOUT FOR BOTH MEN AND WOMEN'S DRESSING ROOMS
PLAN VIEW
3/4"=1'

USITT & ASTC Renovation Challenge

DRESSING ROOMS

DWG BY	EMILY CHANCELLOR
DATE	1/26/21
SCALE	1" = 1'-0"
FSU ADVISOR	JIM LILE
ASTC MENTOR	CHRISTOPHER SPRAGUE

304

We've added a new fence to the property to go with the new dressing room and patron restroom buildings

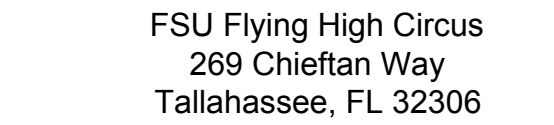
USITT & ASTC Renovation Challenge

FENCE OVERVIEW

DWG BY	WES SEIDERMAN
DATE	1/6/20
SCALE	1/16" = 1' 0"
FSU ADVISOR	JIM LILE
ASTC MENTOR	CHRISTOPHER SPRAGUE

400

CALLOUTS:
F - NEW FENCE



WAREHOUSE RENOVATION

DWG BY	RAISTLIN YOVAN
DATE	1/6/20
SCALE	1/8" = 1'
FSU ADVISOR	JIM LILE
ASTC MENTOR	CHRISTOPHER SPRAGUE

500

- Kept ample storage area to store the tent when it needs to be taken down in offseason.

- Walled in a storage platform to add 250 sq ft to the costume shop

- Added another enclosed storage space on top of the existing tool cage

- Added an additional room leading to the tool cage
- Adds 200 sq ft of storage space

- Added an additional open air storage platform on top of additional room
- Adds 200 sq ft of storage space

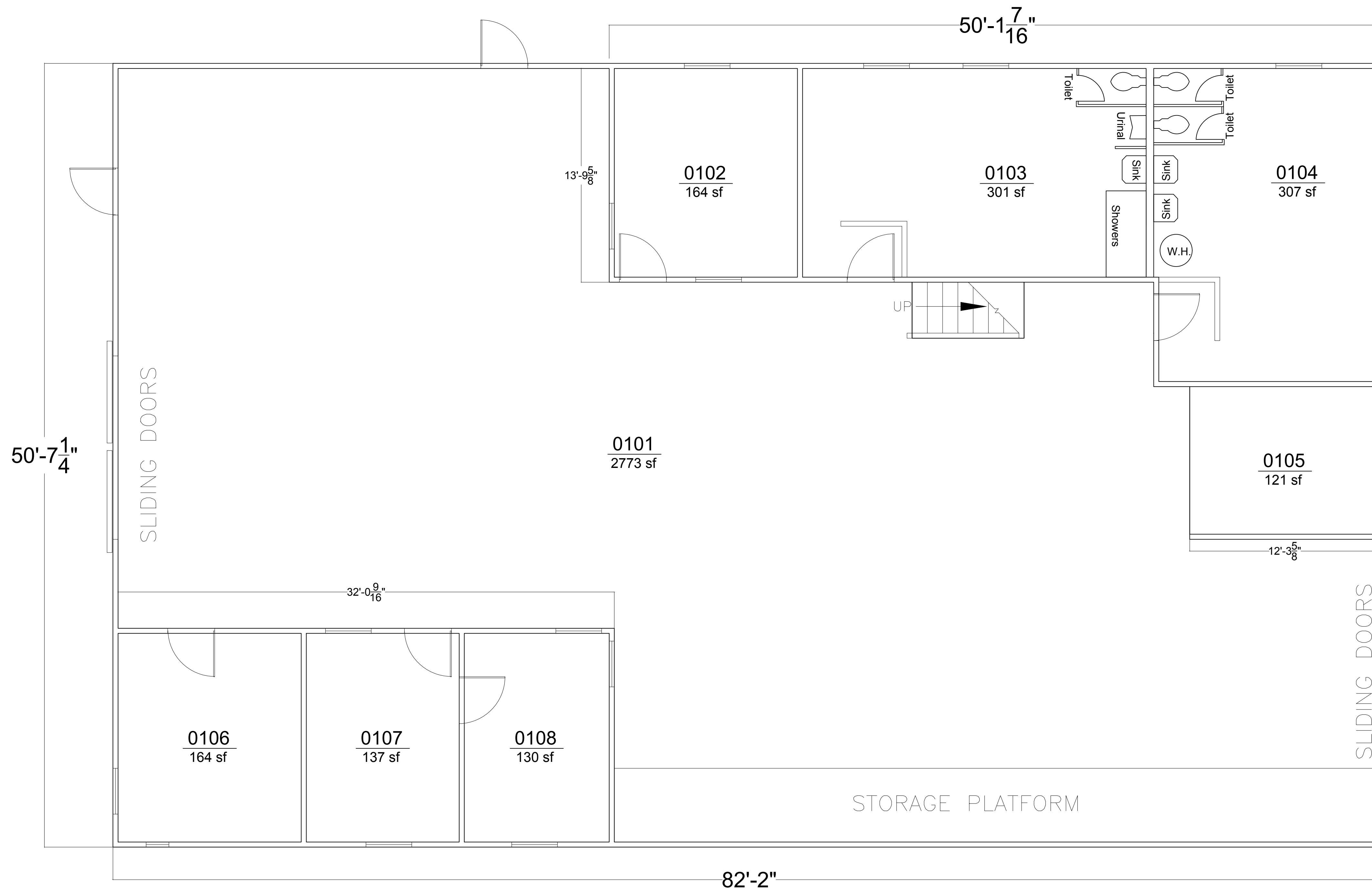
CALLOUTS:
G - RENOVATED WAREHOUSE

USITT & ASTC
Renovation Challenge

WAREHOUSE RENOVATION

DWG BY	RAISTLIN YOVAN
DATE	12/18/20
SCALE	1/4" = 1'
FSU ADVISOR	JIM LILE
ASTC MENTOR	CHRISTOPHER SPRAGUE

501



1

501

EXISTING WAREHOUSE FL 1

- EXISTING WAREHOUSE FLOORPLAN

- USED FOR STORING THE TENT IN THE OFFSEASON

- HOUSES THE COSTUME SHOP

PLAN

1/4" = 1'

Room Key

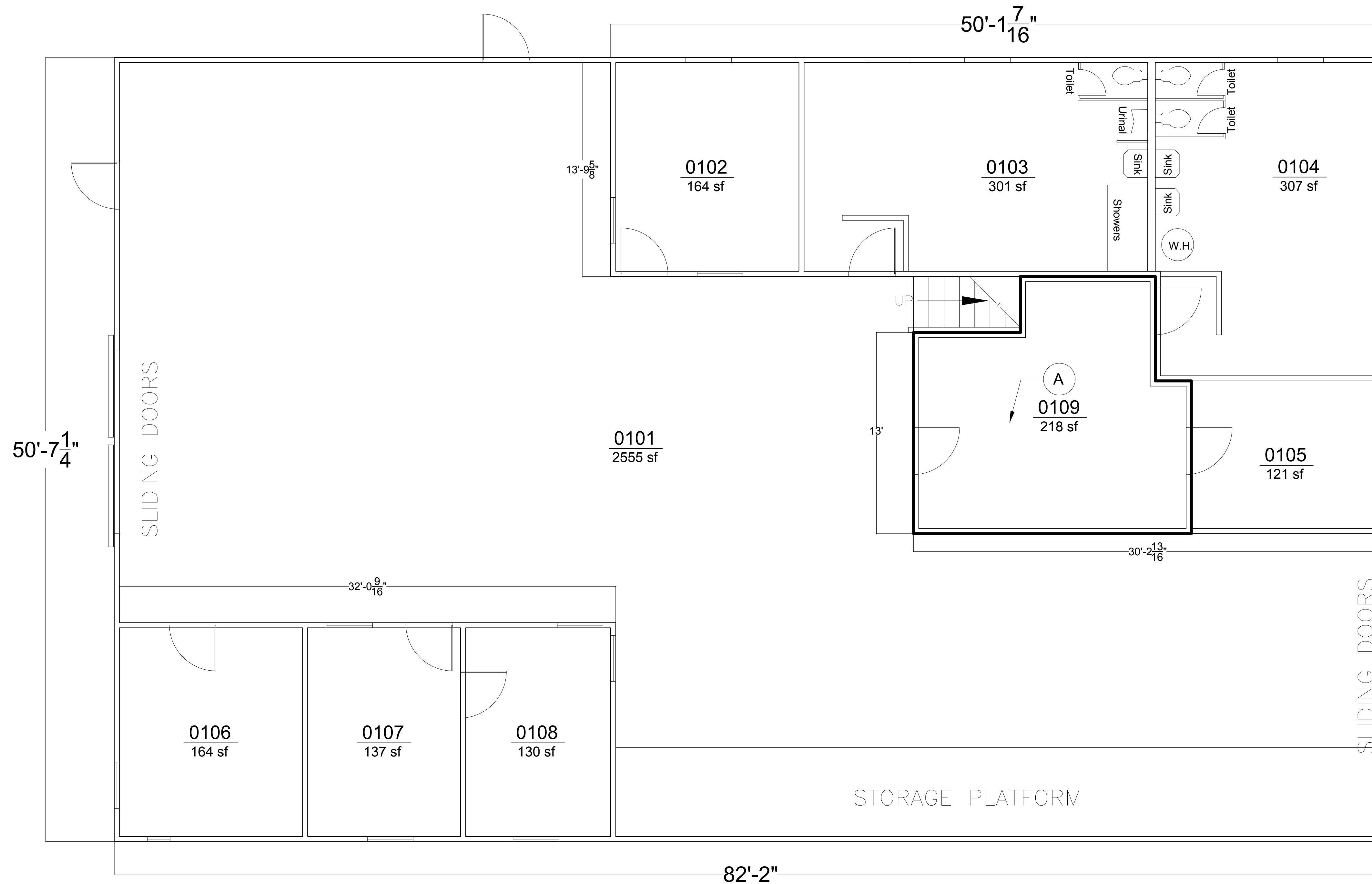
- 102 - Office
- 103 - Locker Room
- 104 - Locker Room
- 105 - Tool Cage
- 106 - Kitchen/Break room
- 107 - Office
- 108 - Office

USITT & ASTC Renovation Challenge

WAREHOUSE RENOVATION

DWG BY	RAISTLIN YOVAN
DATE	12/18/20
SCALE	1/4" = 1'
FSU ADVISOR	JIM LILE
ASTC MENTOR	CHRISTOPHER SPRAGUE

502



502 *NEW* WAREHOUSE FL 1 PLAN
502 A: *NEW* FIRST LEVEL ROOM ADDED ONTO 1/4" = 1'
EXISTING TOOL CAGE WITH A STORAGE PLATFORM ABOVE
--ADDS 200 SQ FT STORAGE

Room Key

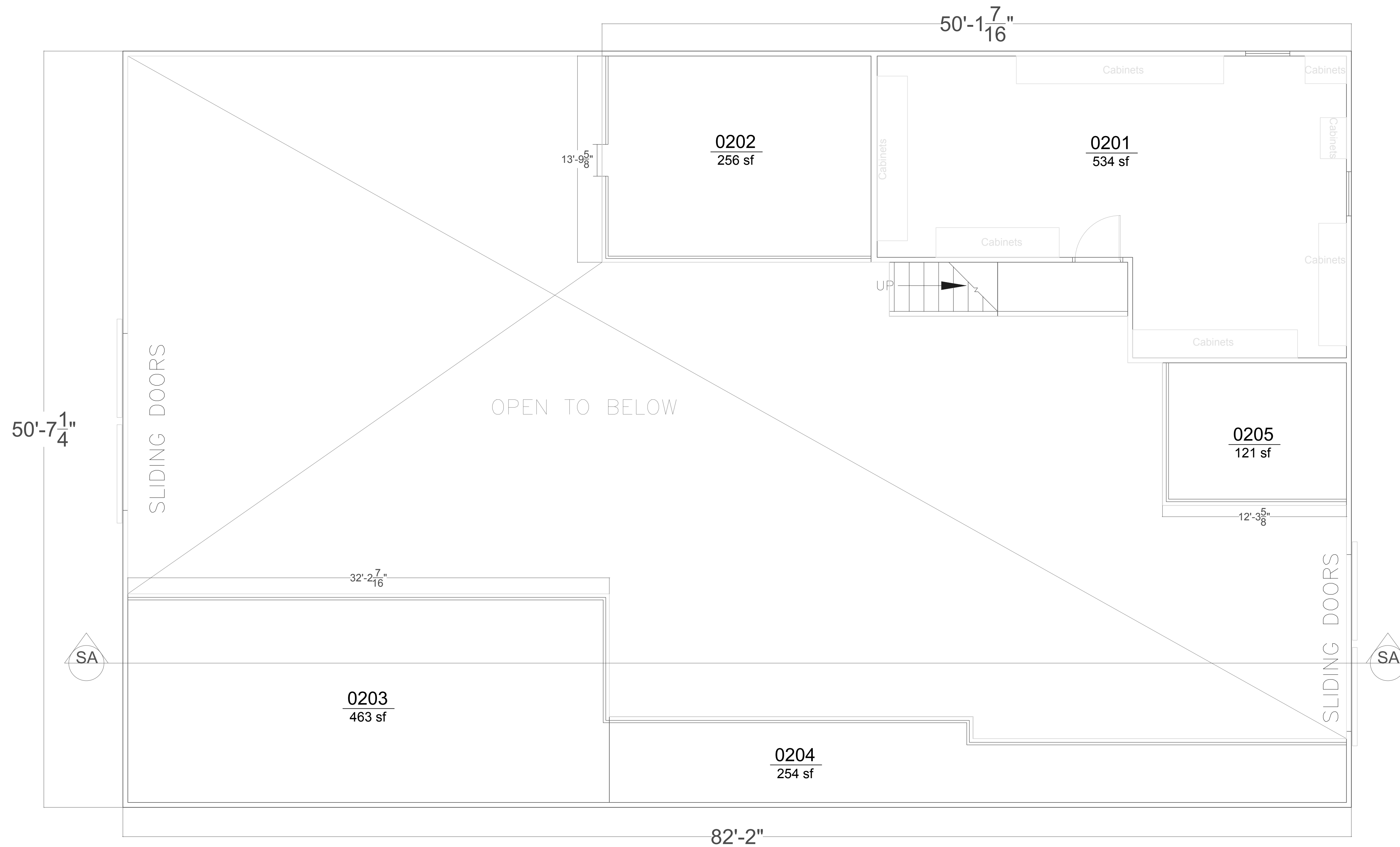
- 102 - Office
- 103 - Fitting Room
- 104 - Fitting Room
- 105 - Tool Cage
- 106 - Kitchen/Break room
- 107 - Office
- 108 - Office
- 109 - Storage

USITT & ASTC
Renovation Challenge

WAREHOUSE RENOVATION

DWG BY	RAISTLIN YOVAN
DATE	12/18/20
SCALE	1/4" = 1'
FSU ADVISOR	JIM LILE
ASTC MENTOR	CHRISTOPHER SPRAGUE

503



1
503

EXISTING WAREHOUSE FL 2

- EXISTING WAREHOUSE FLOORPLAN

- USED FOR STORING THE TENT IN THE OFFSEASON

- HOUSES THE COSTUME SHOP

PLAN
1/4" = 1'

Room Key

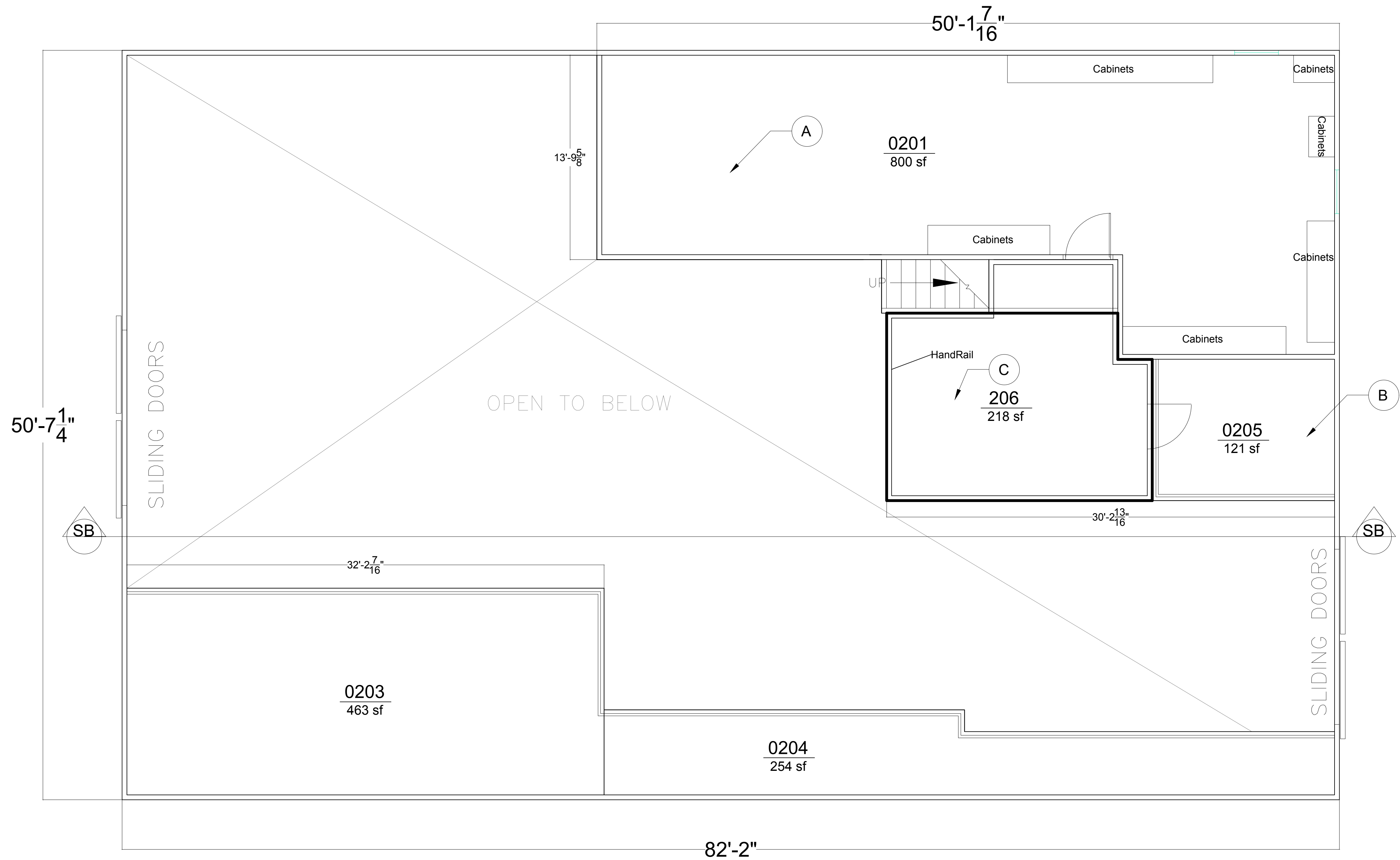
- 201 - Costume Shop
- 202 - Storage
- 203 - Storage
- 204 - Storage
- 205 - Storage

USITT & ASTC Renovation Challenge

WAREHOUSE RENOVATION

DWG BY	RAISTLIN YOVAN
DATE	12/18/20
SCALE	1/4" = 1'
FSU ADVISOR	JIM LILE
ASTC MENTOR	CHRISTOPHER SPRAGUE

504



1

504

NEW WAREHOUSE FL 2

- SB: *NEW* STRUCTURE SECTION VIEW

PLAN

1/4" = 1'

- A: EXTEND COSTUME SHOP TO ENCOMPASS THE STORAGE AREA
-- ADDS 250 SQ FT TO THE COSTUME SHOP

- B: *NEW* SECOND LEVEL ROOM ADDED TO THE EXISTING STRUCTURE

- C: *NEW* SECOND LEVEL STORAGE PLATFORM
-- ADDS 200 SQ FT OF STORAGE

Room Key

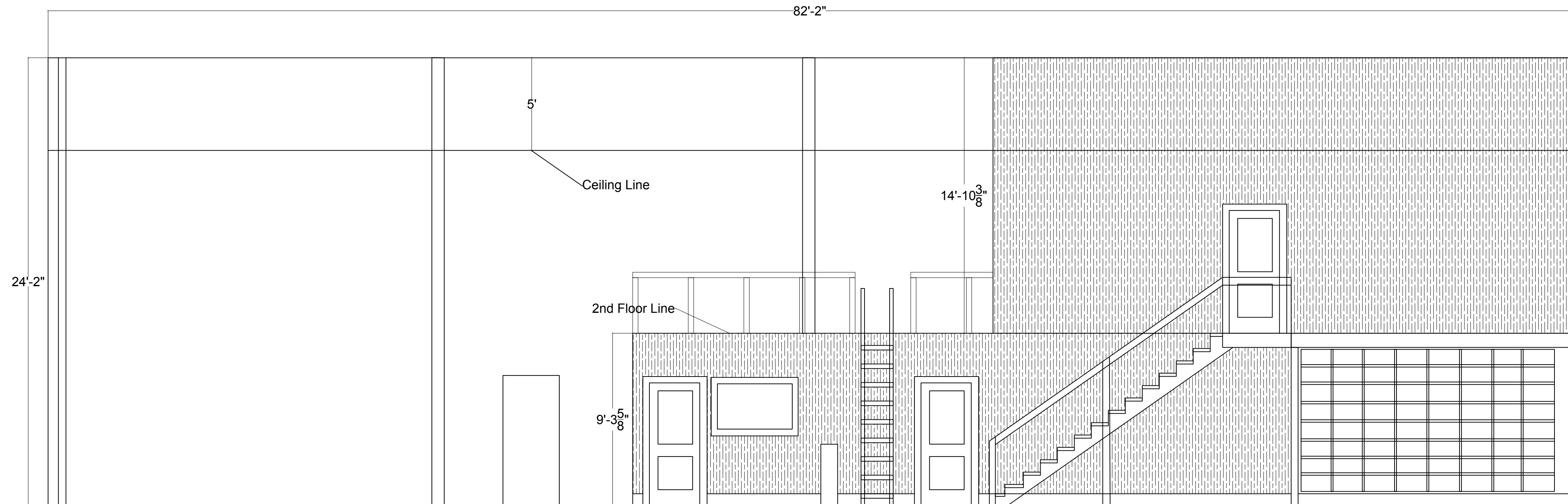
201 - Costume Shop
203 - Storage
204 - Storage
205 - Storage
206 - Storage

USITT & ASTC
 Renovation Challenge

WAREHOUSE RENOVATION

DWG BY	RAISTLIN YOVAN
DATE	12/18/20
SCALE	1/4" = 1'
FSU ADVISOR	JIM LILE
ASTC MENTOR	CHRISTOPHER SPRAGUE

505



1

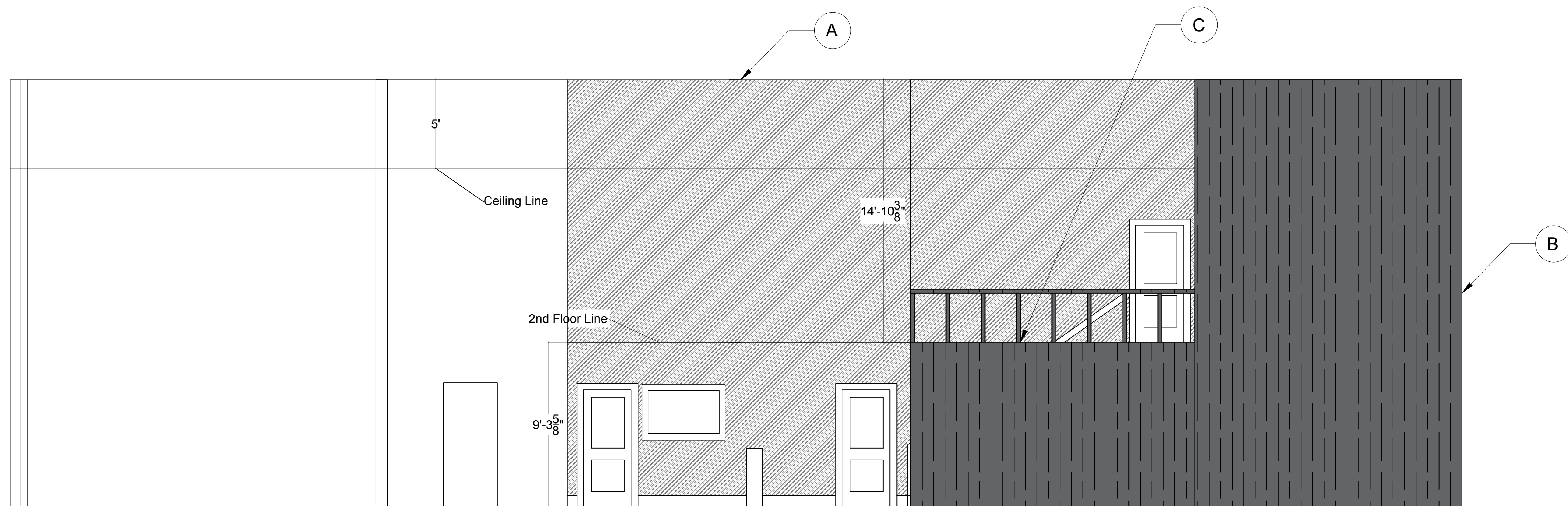
505

EXISTING WAREHOUSE SECTION

EXISTING WAREHOUSE SECTION SHOWING THE TOOL ROOM, FIRST FLOOR OFFICES AND THE SECOND FLOOR COSTUME SHOP

SECTION

1/4" = 1'



2

505

NEW WAREHOUSE SECTION

- A: EXTEND COSTUME SHOP TO ENCOMPASS THE STORAGE AREA
 -- ADDS 250 SQ FT TO THE COSTUME SHOP

 - B: *NEW* SECOND LEVEL ADDED TO THE EXISTING STRUCTURE

 - C: *NEW* FIRST LEVEL ROOM ADDED ONTO EXISTING TOOL CAGE WITH A STORAGE PLATFORM ABOVE
 -- ADDS 200 SQ FT OF STORAGE

SECTION

1/4" = 1'

USITT & ASTC Renovation Challenge

FENCE OVERVIEW

DWG BY	RAISTLIN YOVAN
DATE	1/6/20
SCALE	1/16" = 1' 0"
FSU ADVISOR	JIM LILE
ASTC MENTOR	CHRISTOPHER SPRAGUE

600

TOTAL SQ FT OF CIRCUS TENT: 18492 SQ FT
TOTAL SQ FT OF CONCESSION TENT: 1647 SQ FT
TOTAL SQ FT OF WAREHOUSE: 4272 SQ FT

TOTAL SEATING 1682:
BLEACHER SEATS: 1236
HIGH BACK SEATS: 406
HANDICAP SPACES: 20
HIGH BACK COMPANION SEATS: 4
BLEACHER COMPANION SEATS: 4
REMOVABLE COMPANION SEATS: 12

CALLOUTS:
H - NEW FENCE



FSU Haskin Circus

